AUTODOPRAVA

METRA

People.Aluminium



Lega EN AW-6060

CARATTERISTICHE FISICHE

Massa volumica:	2,69	grammi / cm³	Coefficiente di dilatazione termica lineare:	- da 20° a 100 °C:	$23 \cdot 10^{-6}$	1 / °Kevlin
Punto di fusione inferiore:	605	°C		- da 20° a 200 °C:	$24 \cdot 10^{-6}$	1 / °Kevlin
Calore specifico a 100 °C:	0,92	Joule / grammo • °Kevlin		- da 20° a 300 °C:	$25 \cdot 10^{-6}$	1 / °Kevlin
Conduttività termica a 20 °C			Resistività elettrica a 20 °C - nello stato 0:		3,14	microOhm • cm
- nello stato 0:	2,09	Watt / cm • °Kevlin	- nello stato T6:		3,25	microOhm • cm
- nello stato T6:	1,75	Watt / cm • °Kevlin	Modulo di elasticità		67 000	Newton / mm²

COMPOSIZIONE CHIMICA SECONDO NORMA EUROPEA EN 573.3

Designazione della lega	Si	Fe	Cu max	Mn max	Mg	Cr max	Zn max	Ti max	Altri Ciascuno max	Altri Totale max	Al
EN AW-6060	0,3÷0,6	0,1÷0,3	0,10	0,10	0,35÷0,6	0,05	0,15	0,10	0,05	0,15	resto

PROPRIETÀ MECCANICHE SECONDO NORMA EUROPEA EN 755.2

Tipo di semilavorato	STATO DI FORNITURA Denominazione	Simbolo	Spessore di parete e (mm)	Carico di rottura a trazione Rm (Mpa)	Carico di scostamento dalla proporzionalità Rp (0.2) (Mpa)	Allungamento A %	Allungamento A50 mm %
profilato estruso	Tempra in acqua + invecchiam. naturale	T 4 (*)	e ≤ 25	120 min	60 min	16 min	14 min
	Tempra alla pressa + invecch. artificiale	T 5	e ≤ 5	160 »	120 »	8 »	6 »
			5 < e ≤ 25	140 »	100 »	8 »	6 »
	Tempra in acqua + invecchiam. artificiale	T 6 (*)	e ≤ 3	190 »	150 »	8 »	6 »
			3 < e ≤ 25	170 »	140 »	8 »	6 »

(*) Proprietà meccaniche dello stato fisico indicato: ottenibili anche con tempra alla pressa

Lega EN AW-6005 A

CARATTERISTICHE FISICHE

Massa volumica:	2,69	grammi / cm³	Coefficiente di dilatazione termica lineare:	- da 20° a 100 °C:	$23,3 \cdot 10^{-6}$	1 / °Kevlin
Punto di fusione inferiore:	590	°C		- da 20° a 200 °C:	$24,2 \cdot 10^{-6}$	1 / °Kevlin
Calore specifico a 100 °C:	0,94	Joule / grammo • °Kevlin		- da 20° a 300 °C:	$25,1 \cdot 10^{-6}$	1 / °Kevlin
Conduttività termica a 20 °C			Resistività elettrica a 20 °C - nello stato 0:		3,1	microOhm • cm
- nello stato 0:	2,01	Watt / cm • °Kevlin	- nello stato T6:		3,6	microOhm • cm
- nello stato T6:	1,82	Watt / cm • °Kevlin	Modulo di elasticità		69 000	Newton / mm²

COMPOSIZIONE CHIMICA SECONDO NORMA EUROPEA EN 573.3

Designazione della lega	Si	Fe max	Cu max	Mn max	Mg	Cr max	Zn max	Ti max	Altri Ciascuno max	Altri Totale max	Al
EN AW-6005 A	0,5÷0,9	0,35	0,30	0,5 (1)	0,4÷0,7	0,3 (1)	0,20	0,10	0,05	0,15	resto

Nota (1): (Mn + Cr) = 0,12÷0,50

PROPRIETÀ MECCANICHE SECONDO NORMA EUROPEA EN 755.2

Tipo di semilavorato	STATO DI FORNITURA Denominazione	Simbolo	Spessore di parete e (mm)	Carico di rottura a trazione Rm (Mpa)	Carico di scostamento dalla proporzionalità Rp (0.2) (Mpa)	Allungamento A %	Allungamento A50 mm %
profilato estruso a sez. aperta	Tempra in acqua + invecchiam. naturale	T 4 (*)	e ≤ 25	180 min	90 min	15 min	13 min
	Tempra in acqua + invecchiam. artificiale	T 6 (*)	e ≤ 5	270 »	225 »	8 »	6 »
			5 < e ≤ 10	260 »	215 »	8 »	6 »
			10 < e ≤ 25	250 »	200 »	8 »	6 »
profilato estruso con cave	Tempra in acqua + invecchiam. naturale	T 4 (*)	e ≤ 10	180 min	90 min	15 min	13 min
	Tempra in acqua + invecchiam. artificiale	T 6 (*)	e ≤ 5	255 »	215 »	8 »	6 »
			5 < e ≤ 25	250 »	200 »	8 »	6 »

(*) Proprietà meccaniche dello stato fisico indicato: ottenibili anche con tempra alla pressa

DISEGNO	SIGLA	PESO Kg/m	IMPIEGO	TAVOLA
	R 3385	2.152	Profilato intermedio	A 3
	R 3474	2.538	Profilato inferiore	A 4
	R 3475	2.581	Profilato inferiore	A 4
	R 3477	2.020	Profilato intermedio	A 3
	R 3478	2.157	Profilato superiore	A 4
	R 3634	1.023	Profilato intermedio	A 2
	R 3635	1.244	Profilato intermedio	A 2
	R 3636	1.620	Profilato inferiore	A 2
	R 3637	1.201	Profilato superiore	A 2
	R 3821	1.768	Profilato intermedio	A 3
	R 4159	1.920	Profilato intermedio	A 3

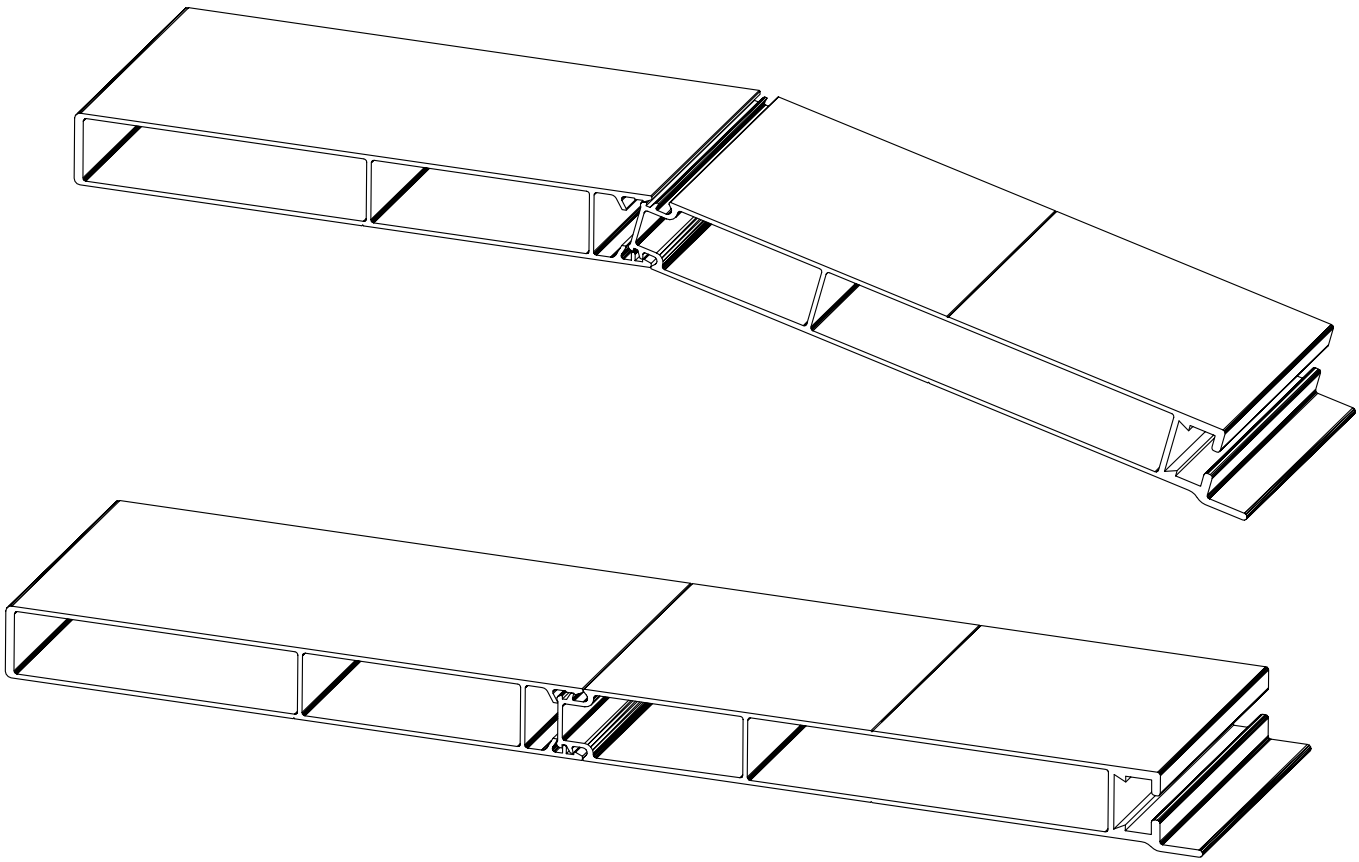

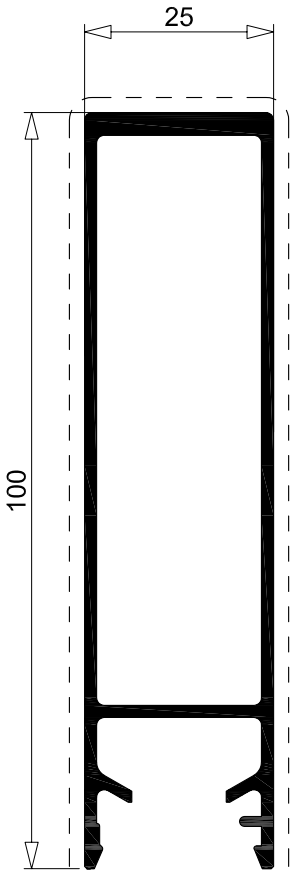

R 3637 1.201 Kg/m
sup. in vista 225 mm
per. esterno 313 mm

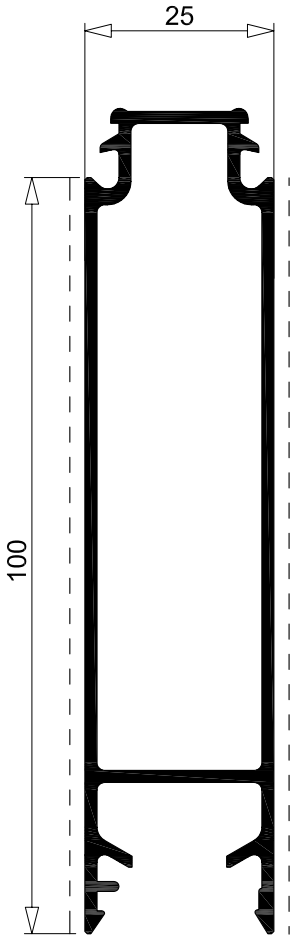

R 3635 1.244 Kg/m
sup. in vista 200 mm
per. esterno 344 mm

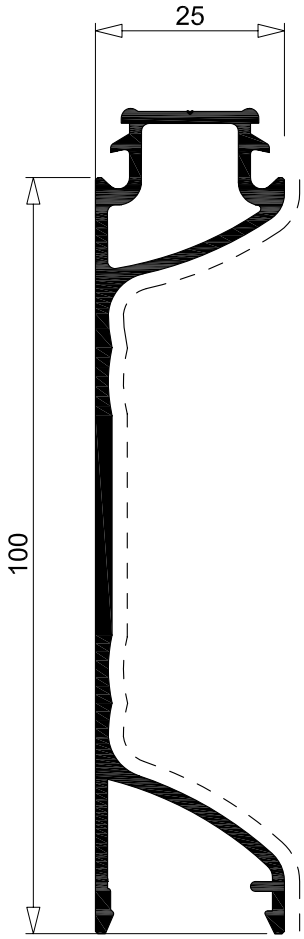

R 3634 1.023 Kg/m
sup. in vista 125 mm
per. esterno 347 mm

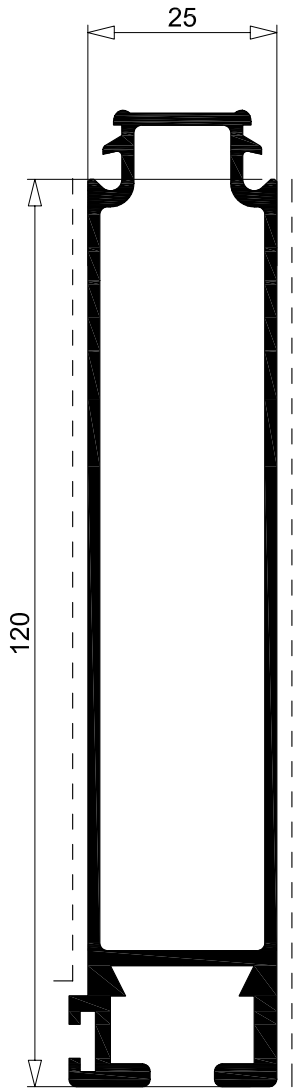

R 3636 1.620 Kg/m
sup. in vista 120 mm
per. esterno 397 mm

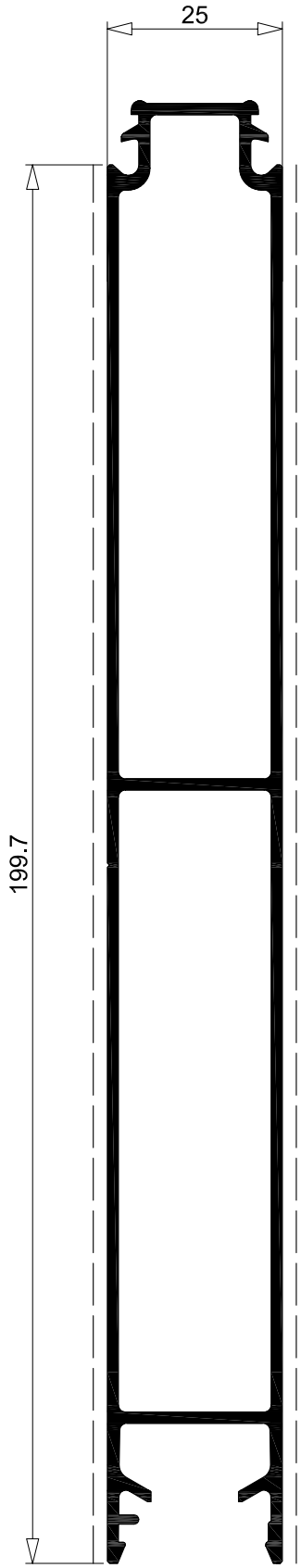

R 3385 2.151 Kg/m
sup. in vista 200 mm
per. esterno 545 mm

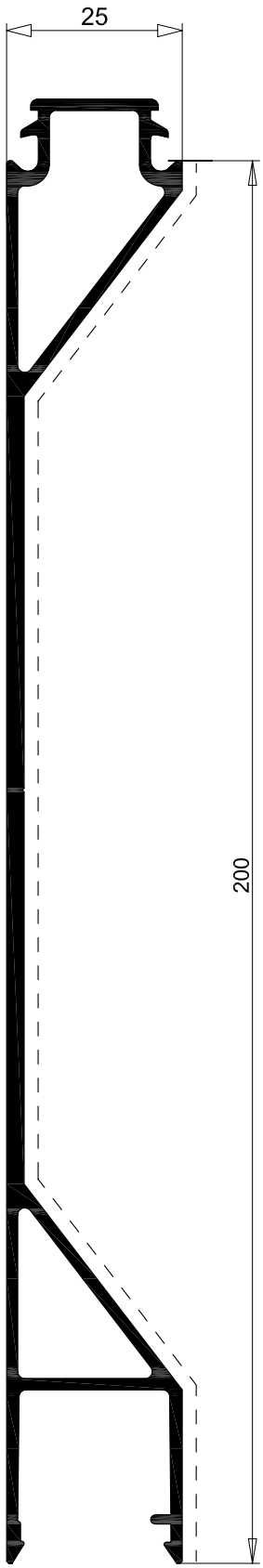

R 4159 1.920 Kg/m
sup. in vista 214 mm
per. esterno 549 mm

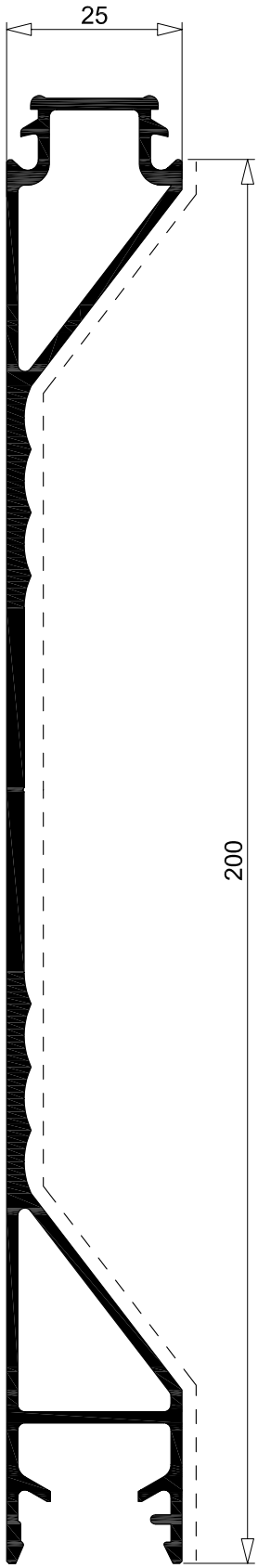

R 3477 2.020 Kg/m
sup. in vista 230 mm
per. esterno 612 mm

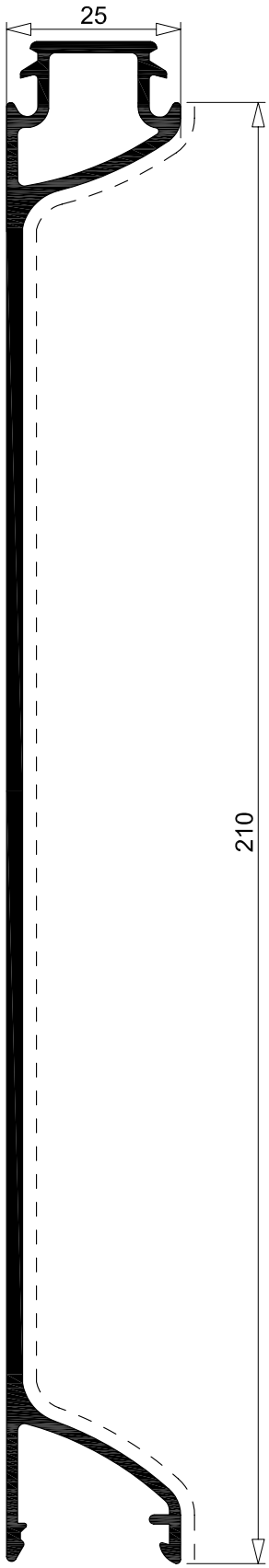

R 3821 1.768 Kg/m
sup. in vista 210 mm
per. esterno 344 mm

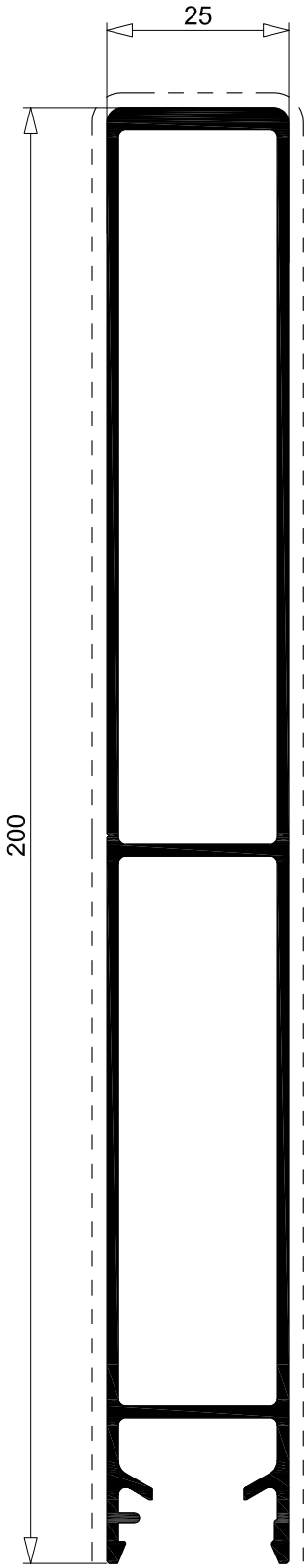

R 3478 2.157 Kg/m
sup. in vista 225 mm
per. esterno 511 mm

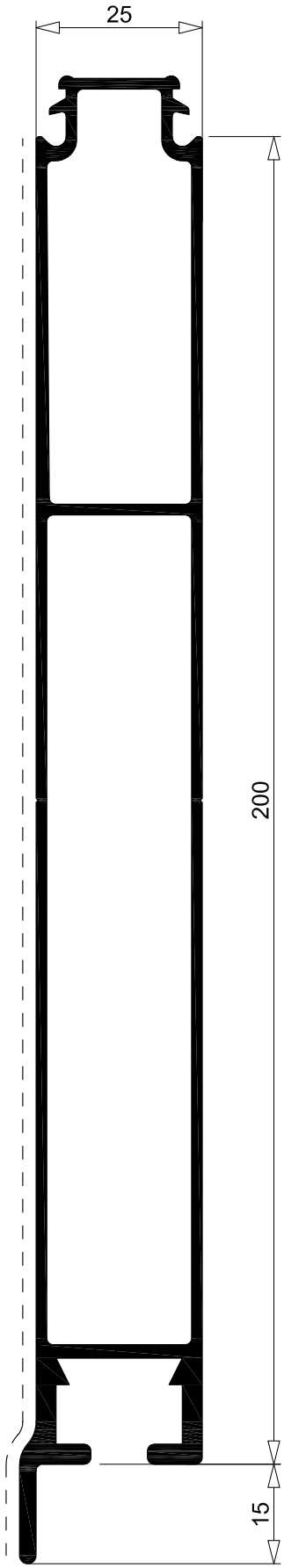

R 3474 2.538 Kg/m
sup. in vista 214 mm
per. esterno 570 mm

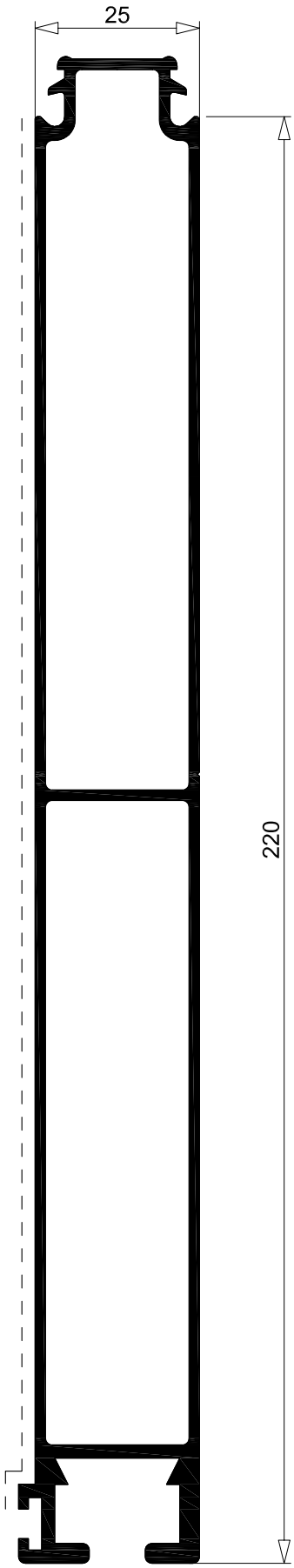

R 3475 2.581 Kg/m
sup. in vista 120 mm
per. esterno 397 mm

DISEGNO	SIGLA	PESO Kg/m	IMPIEGO	TAVOLA
	I 5882	1.787	Profilato intermedio	B 4
	I 5883	1.490	Profilato intermedio	B 4
	I 8008	1.998	Profilato intermedio	B 4
	R 7011	2.330	Profilato intermedio	B 3
	R 7345	1.571	Profilato superiore	B 2
	R 7346	2.055	Profilato superiore	B 2
	R 7347	2.408	Profilato superiore	B 2
	R 7348	2.794	Profilato inferiore	B 6
	R 7349	4.334	Profilato inferiore	B 6
	R 7350	1.482	Profilato intermedio	B 3
	R 7351	1.968	Profilato intermedio	B 3
	R 7352	2.095	Profilato inferiore	B 5
	R 7353	2.671	Profilato inferiore	B 5
	R 7354	2.489	Profilato inferiore	B 5
	R 7729	2.530	Profilato superiore	B 2
	R 7730	2.327	Profilato inferiore	B 6
	R 9920	2.495	Profilato inferiore	B 5

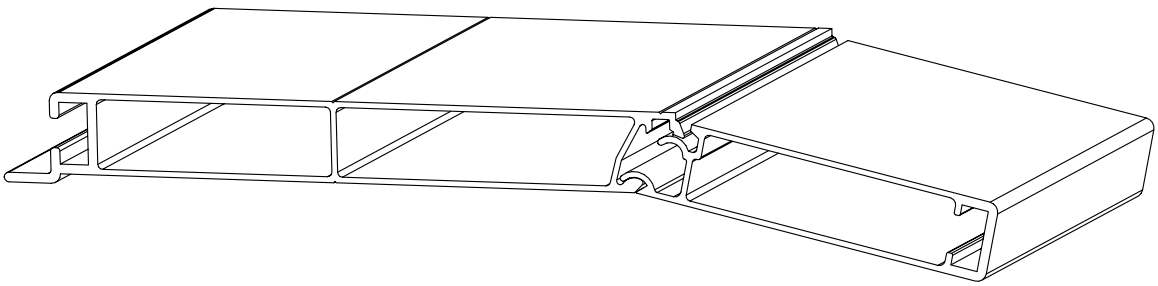

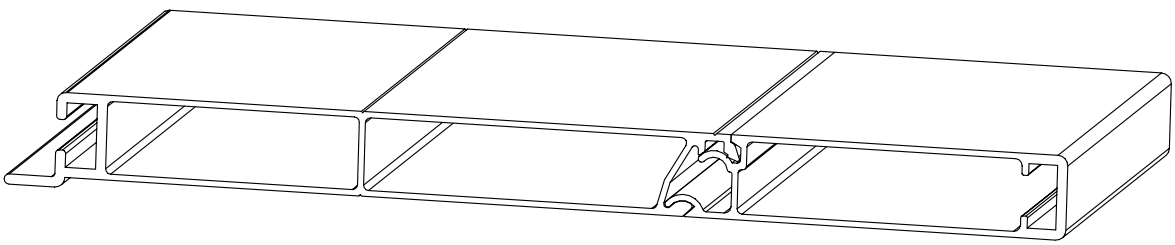

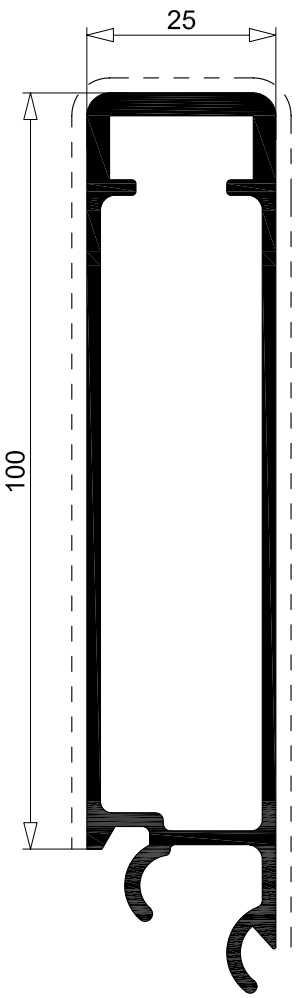

R 7345 1.571 Kg/m
sup. in vista 235 mm
per. esterno 322 mm

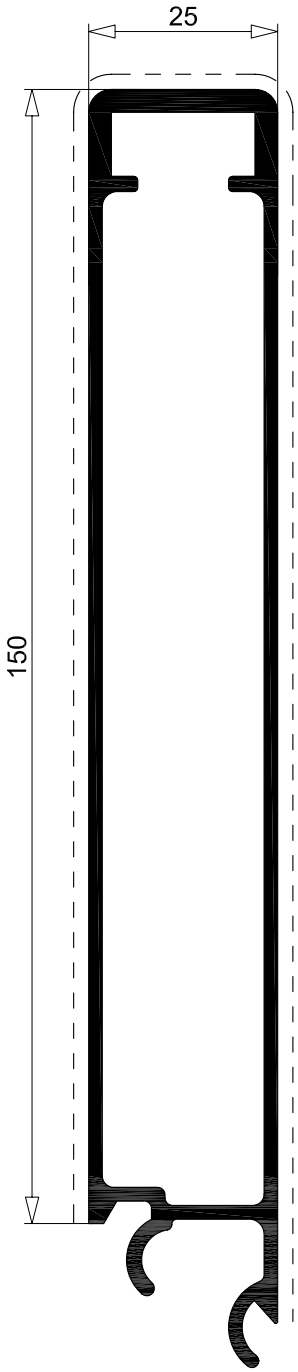

R 7346 2.055 Kg/m
sup. in vista 335 mm
per. esterno 422 mm

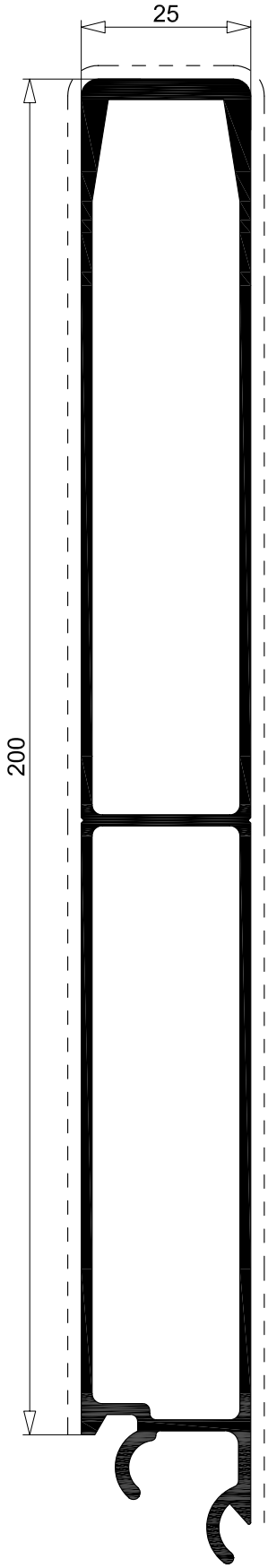

R 7347 2.408 Kg/m
sup. in vista 436 mm
per. esterno 523 mm

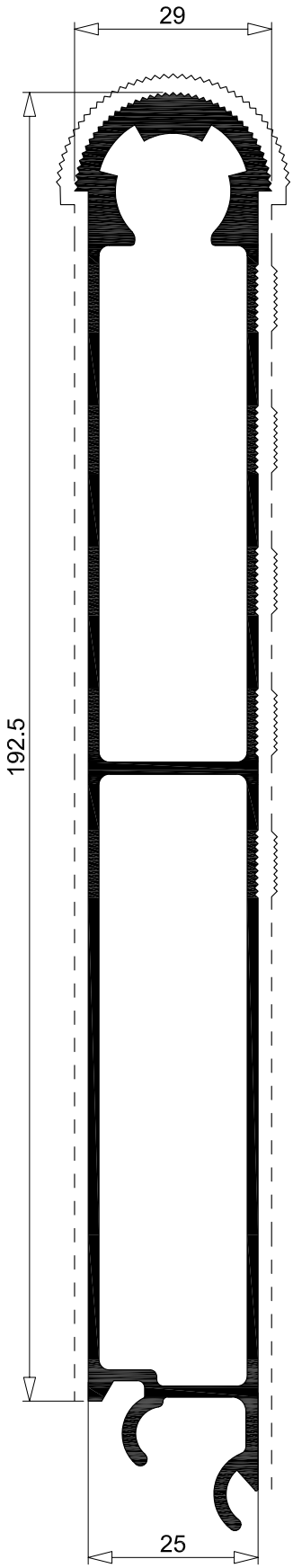

R 7729 2.530 Kg/m
sup. in vista 454 mm
per. esterno 540 mm

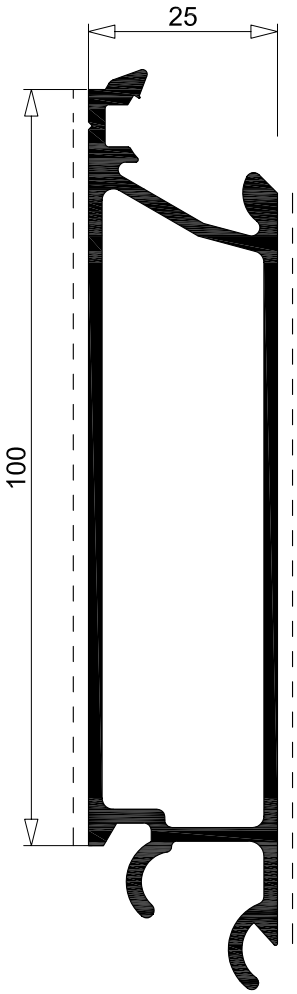

R 7350 1.482 Kg/m
sup. in vista 198 mm
per. esterno 353 mm

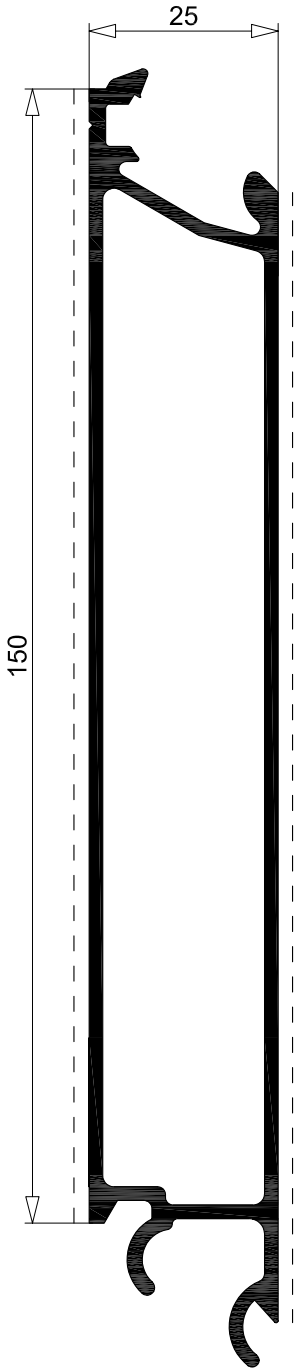

R 7351 1.968 Kg/m
sup. in vista 298 mm
per. esterno 490 mm

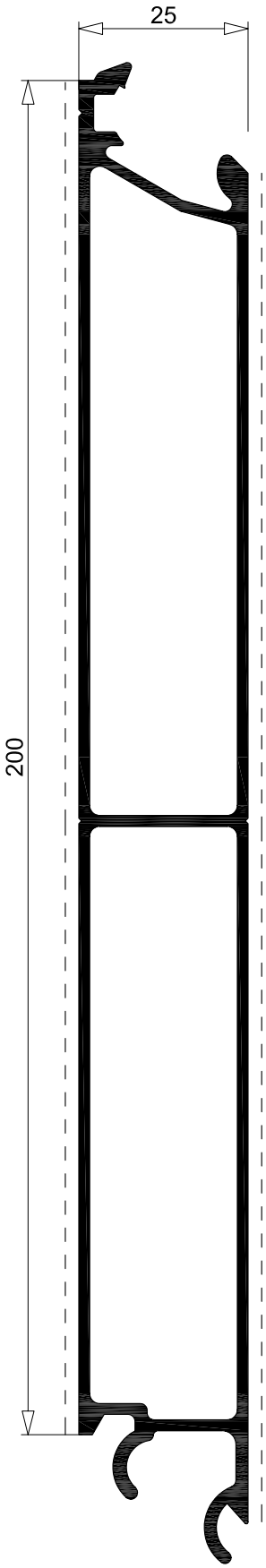

R 7011 2.330 Kg/m
sup. in vista 400 mm
per. esterno 553 mm

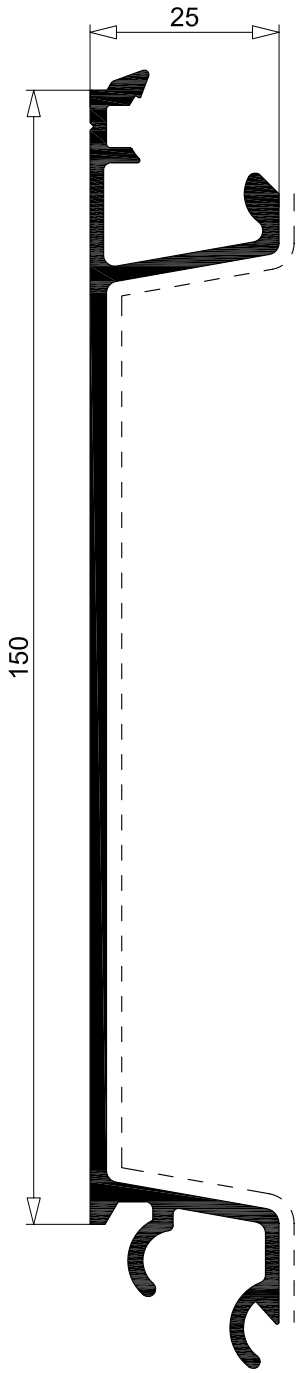

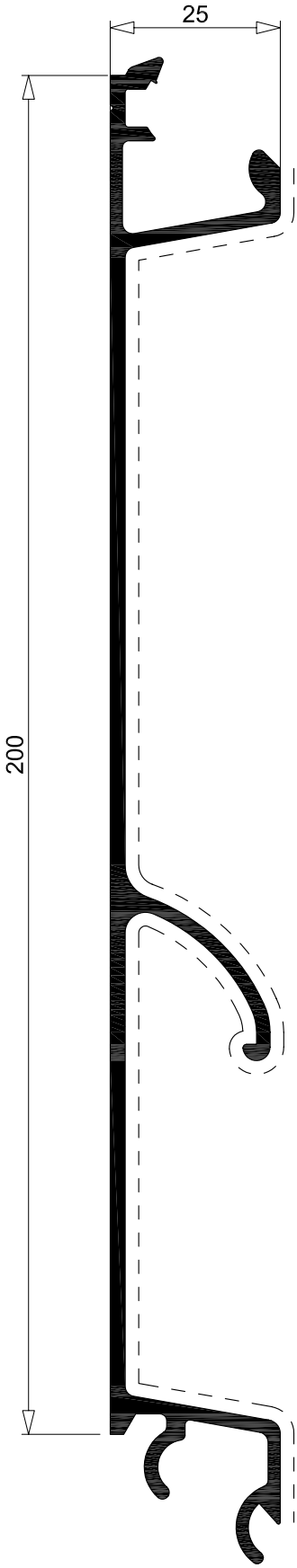

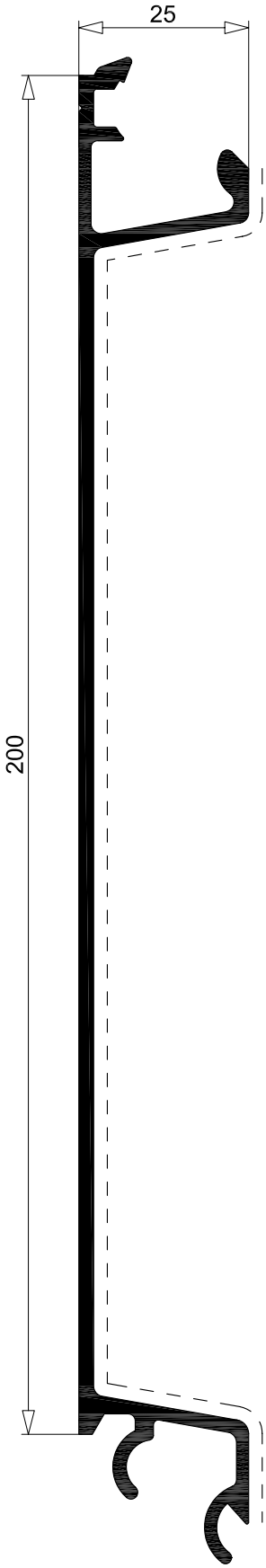

I 5883	1.490	Kg/m
sup. in vista	186	mm
per. esterno	505	mm

I 8008	1.998	Kg/m
sup. in vista	302	mm
per. esterno	673	mm

I 5882	1.787	Kg/m
sup. in vista	236	mm
per. esterno	605	mm

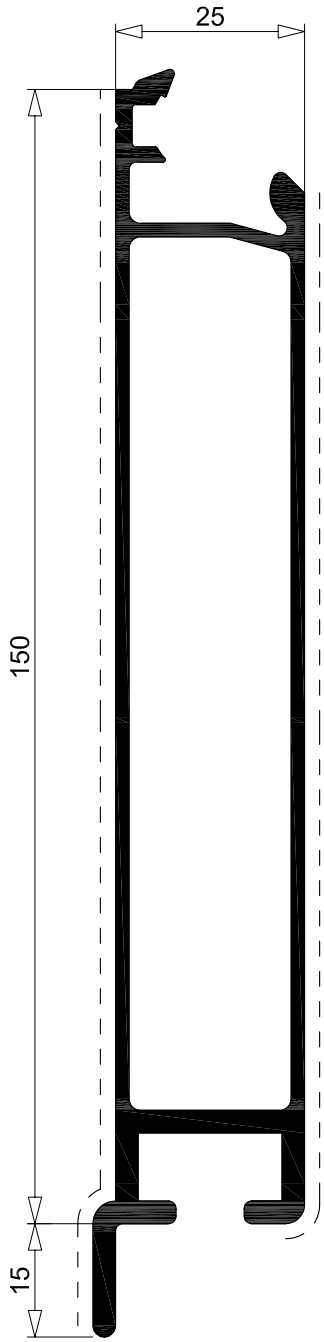

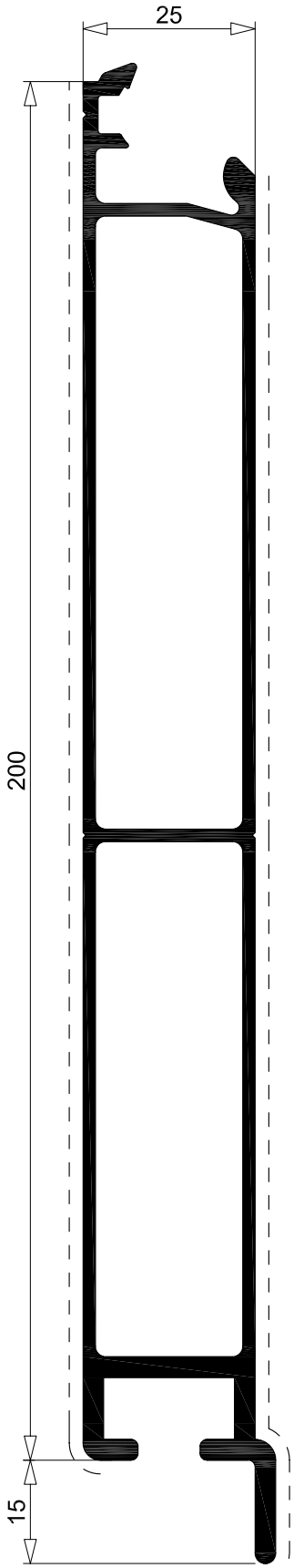

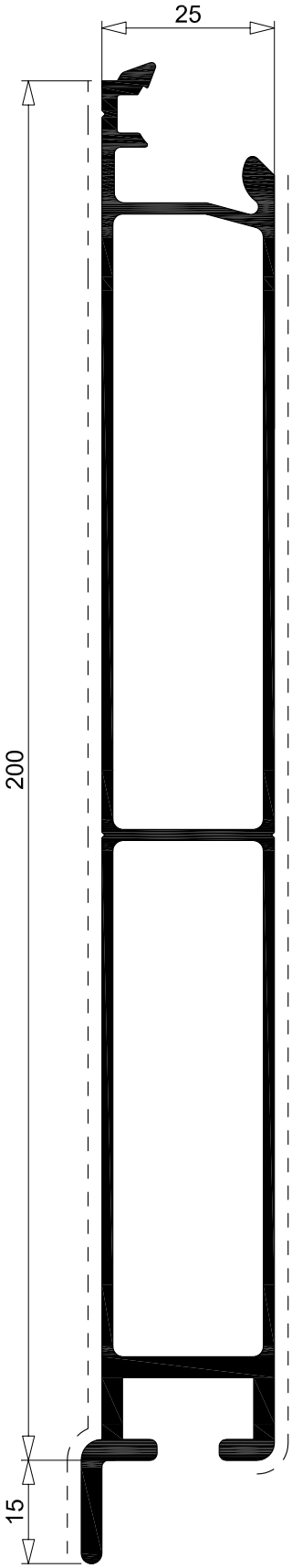

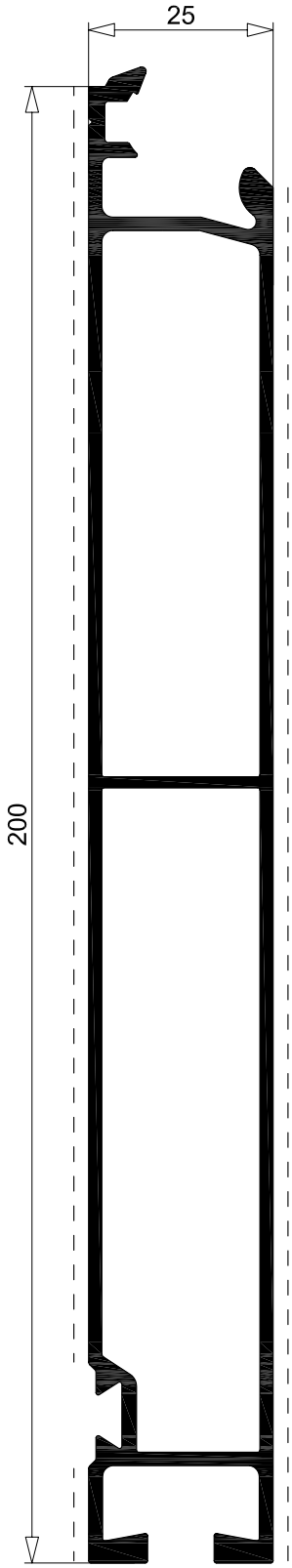

R 7352	2.095	Kg/m
sup. in vista	304	mm
per. esterno	461	mm

R 7353	2.671	Kg/m
sup. in vista	404	mm
per. esterno	561	mm

R 7354	2.489	Kg/m
sup. in vista	404	mm
per. esterno	561	mm

R 9920	2.495	Kg/m
sup. in vista	371	mm
per. esterno	549	mm

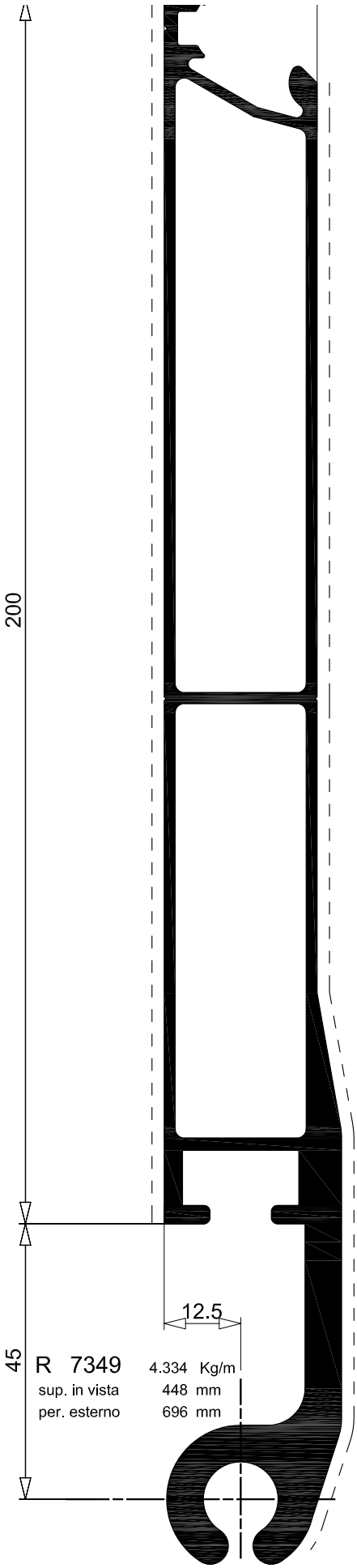

R 7349 4.334 Kg/m
sup. in vista 448 mm
per. esterno 696 mm

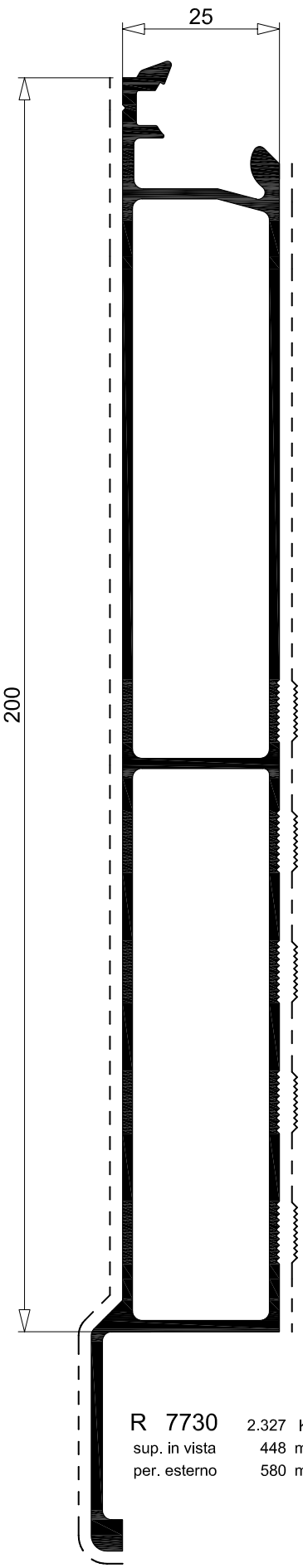

R 7730 2.327 Kg/m
sup. in vista 448 mm
per. esterno 580 mm

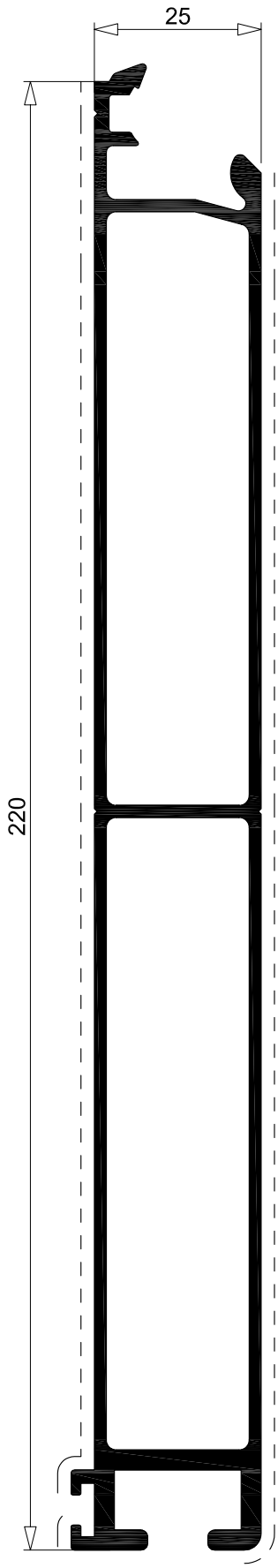

R 7348 2.794 Kg/m
sup. in vista 421 mm
per. esterno 592 mm

DISEGNO	SIGLA	PESO Kg/m	IMPIEGO	TAVOLA
	R 3406	2.565	Profilato superiore	C 2
	R 3409	2.600	Profilato intermedio	C 2
	R 3771	2.915	Profilato inferiore	C 2

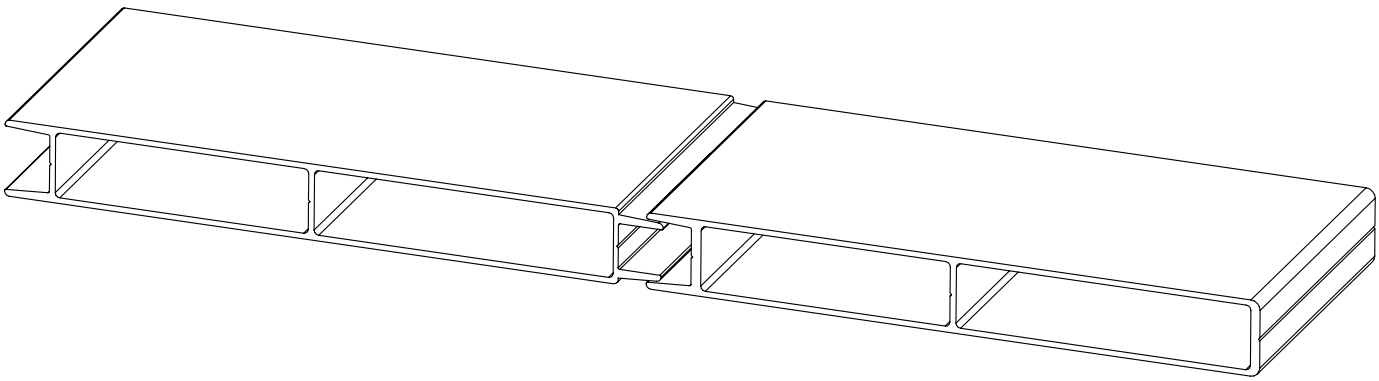

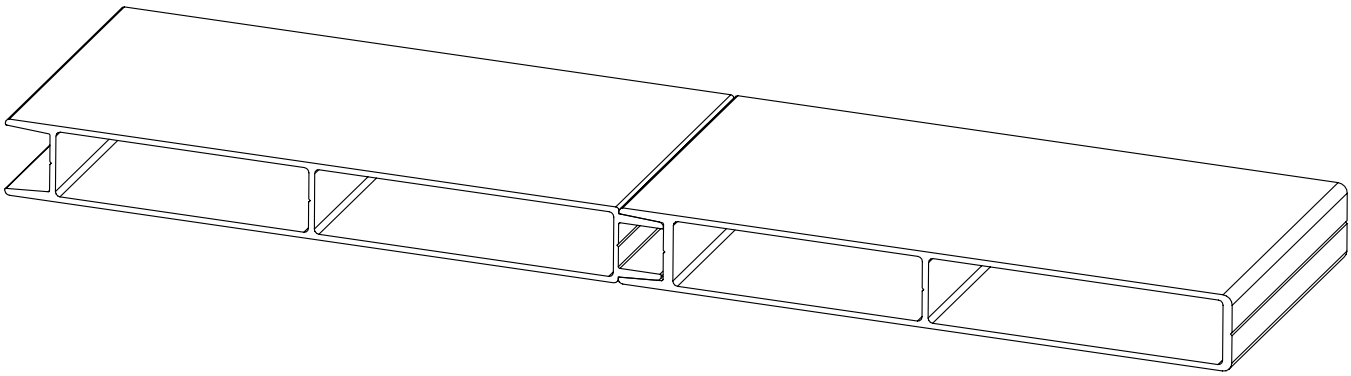

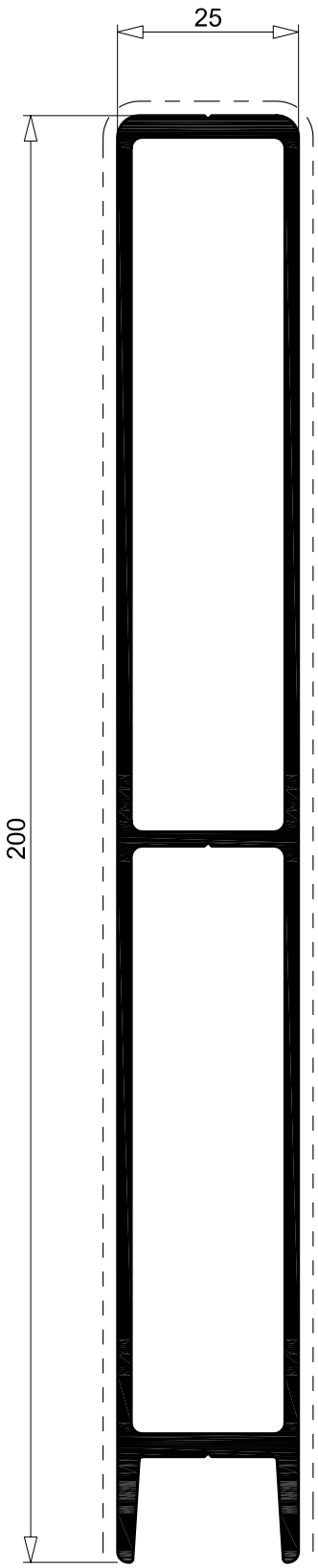

R 3406 2.565 Kg/m
sup. in vista 425 mm
per. esterno 475 mm

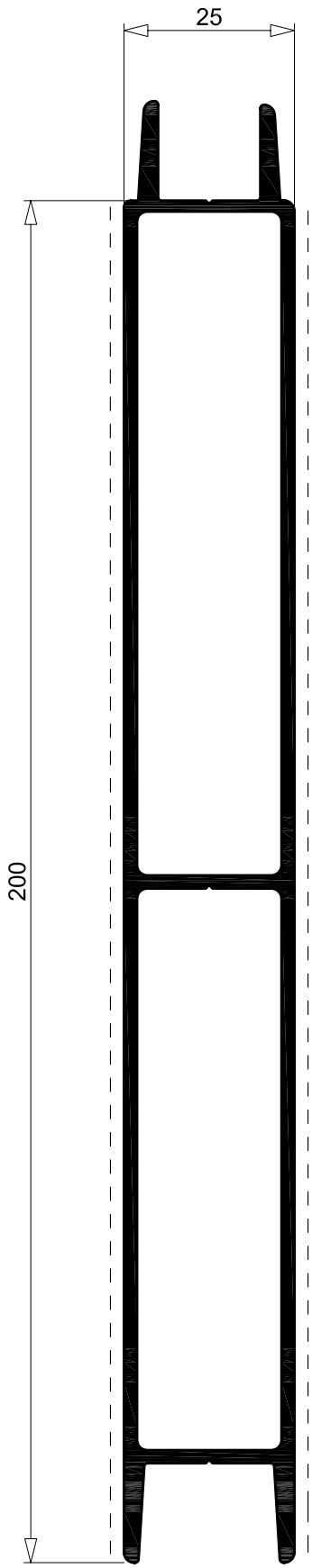

R 3409 2.600 Kg/m
sup. in vista 400 mm
per. esterno 500 mm

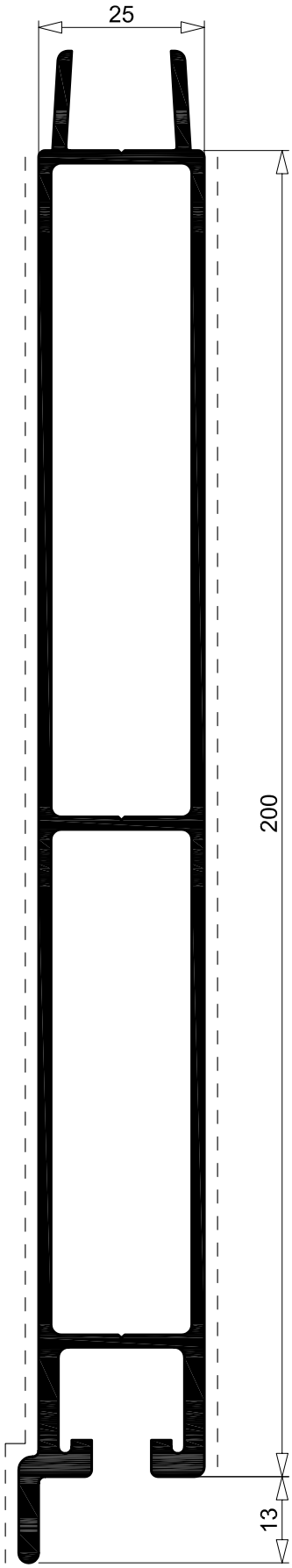

R 3771 2.915 Kg/m
sup. in vista 413 mm
per. esterno 600 mm

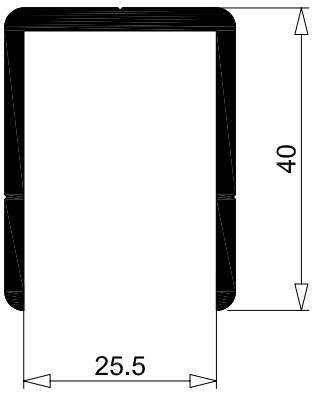

B 326 0.729 Kg/m
sup. in vista X mm
per. esterno X mm

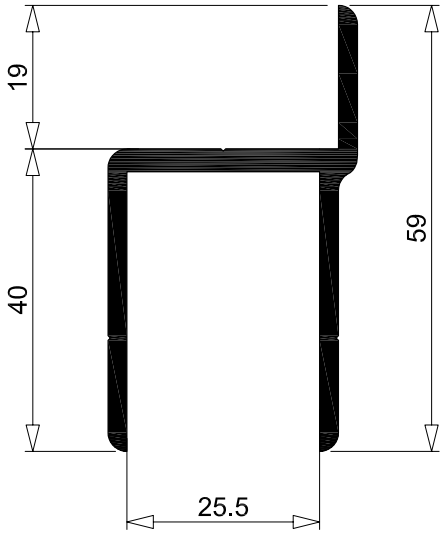

B 327 0.880 Kg/m
sup. in vista X mm
per. esterno X mm

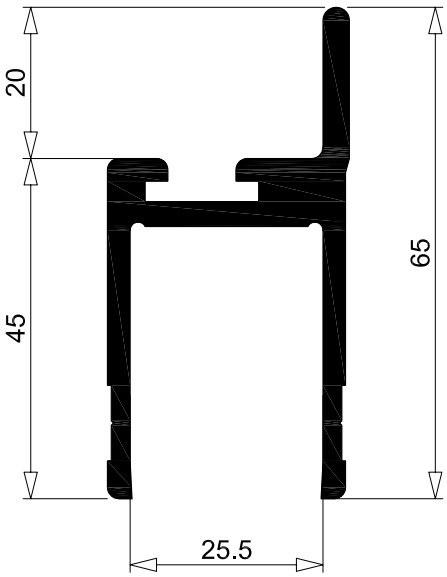

B 331 1.350 Kg/m
sup. in vista X mm
per. esterno X mm

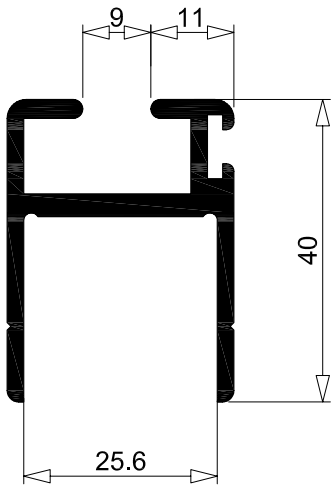

B 1620 0.805 Kg/m
sup. in vista X mm
per. esterno X mm

DISEGNO	SIGLA	PESO Kg/m	IMPIEGO	TAVOLA
	R 3367	1.850	Sponda Monoprofilo 400	E 4
	R 4505	4.700	Sponda Monoprofilo 400	E 4
	R 5305	4.109	Sponda Monoprofilo 400	E 4
	R 6018	4.285	Sponda Monoprofilo 400	E 4
	R 6830	3.213	Sponda Monoprofilo 300	E 2
	R 7028	3.299	Sponda Monoprofilo 350	E 3
	R 7029	1.850	Sponda Monoprofilo 350	E 3
	R 7031	3.213	Sponda Monoprofilo 300	E 2
	R 7184	4.010	Sponda Monoprofilo 400	E 5
	R 7784	3.308	Sponda Monoprofilo 350	E 3
	R 7785	3.191	Sponda Monoprofilo 350	E 3
	R 8842	3.964	Sponda Monoprofilo 400	E 5
	R 12415	4.433	Sponda Monoprofilo 400	E 5

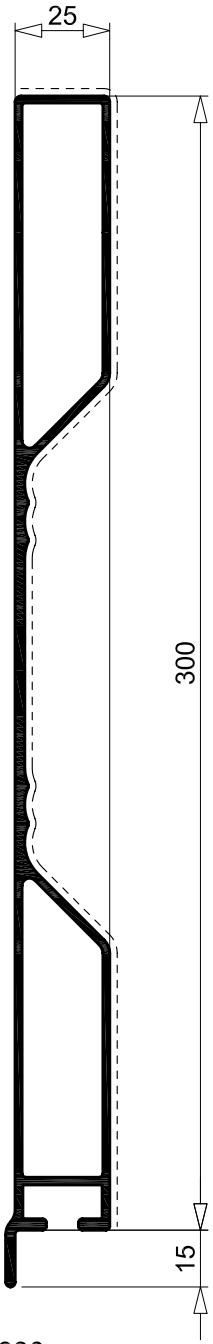

R 6830 3.213 Kg/m
sup. in vista 343 mm
per. esterno 745 mm

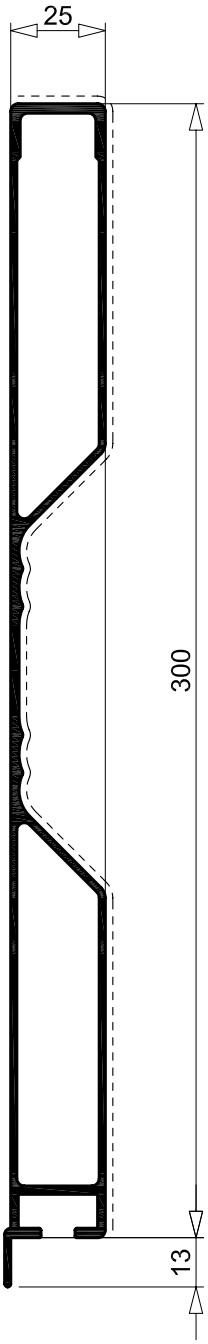

R 7031 3.056 Kg/m
sup. in vista 343 mm
per. esterno 740 mm

Disegni fuori scala

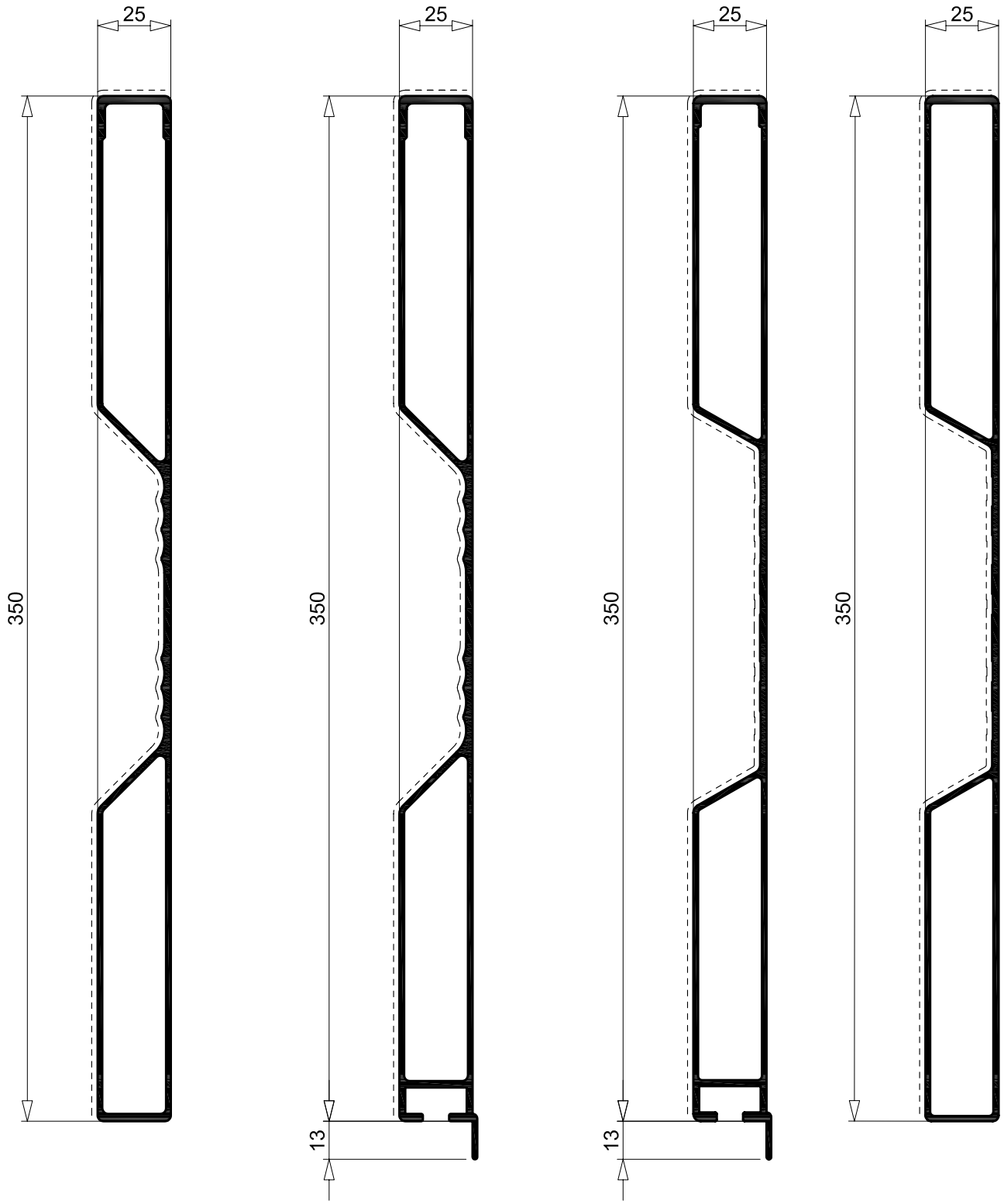

R 7028	3.299 Kg/m
sup. in vista	415 mm
per. esterno	766 mm

R 7029	3.453 Kg/m
sup. in vista	390 mm
per. esterno	841 mm

R 7784	3.308 Kg/m
sup. in vista	396 mm
per. esterno	849 mm

R 7785	3.191 Kg/m
sup. in vista	396 mm
per. esterno	773 mm

Disegni fuori scala

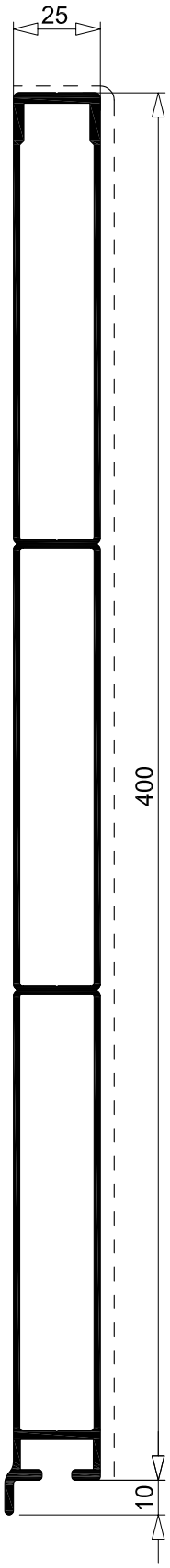

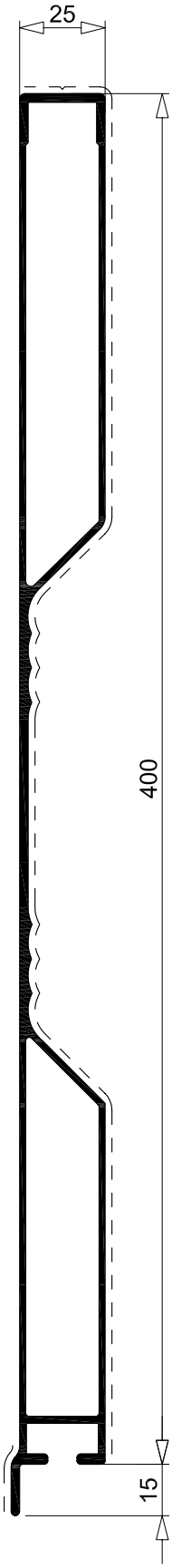

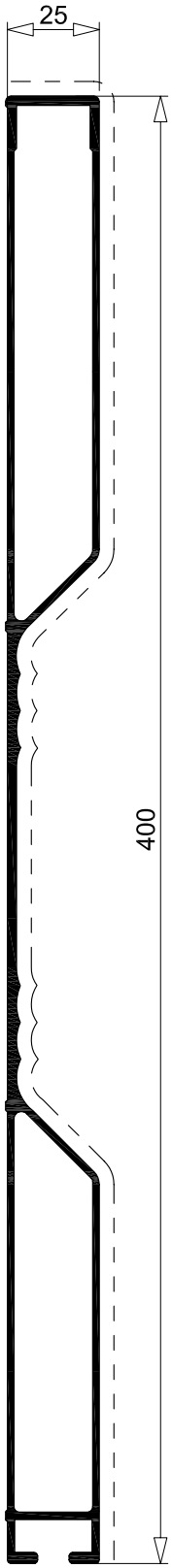

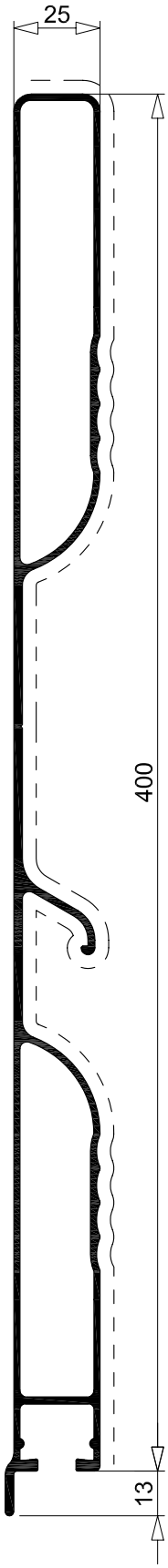

R 4505	4.700 Kg/m	R 3367	4.209 Kg/m	R 5305	4.109 Kg/m	R 6018	4.285 Kg/m
sup. in vista	400 mm	sup. in vista	449 mm	sup. in vista	449 mm	sup. in vista	508 mm
per. esterno	920 mm	per. esterno	947 mm	per. esterno	914 mm	per. esterno	1022 mm

Disegni fuori scala

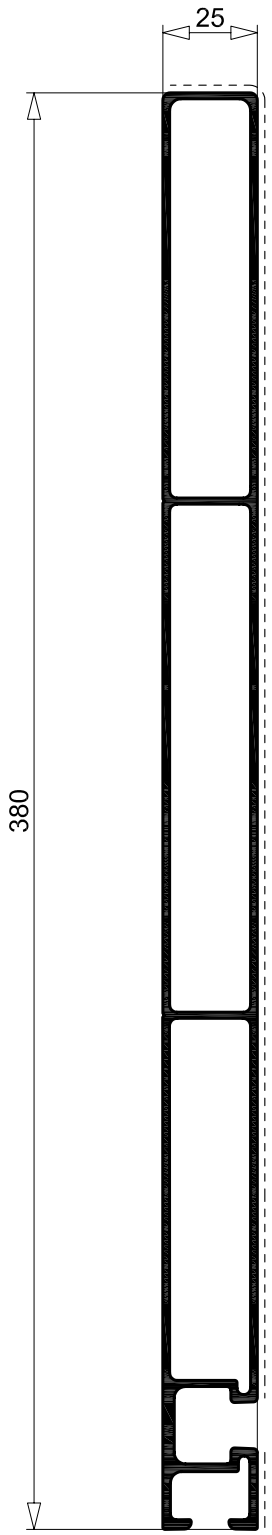

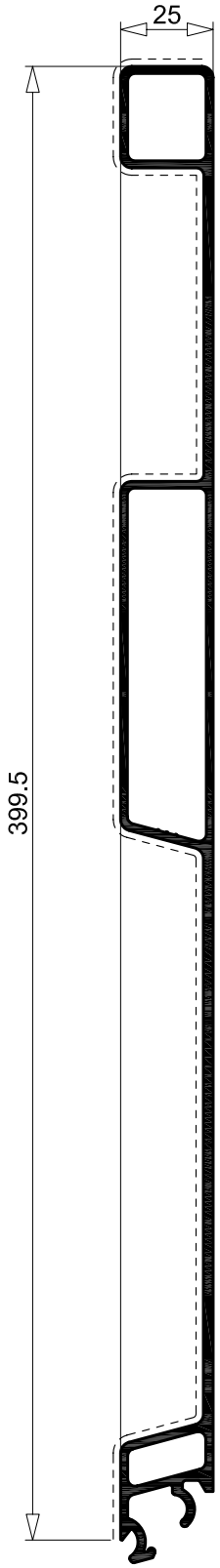

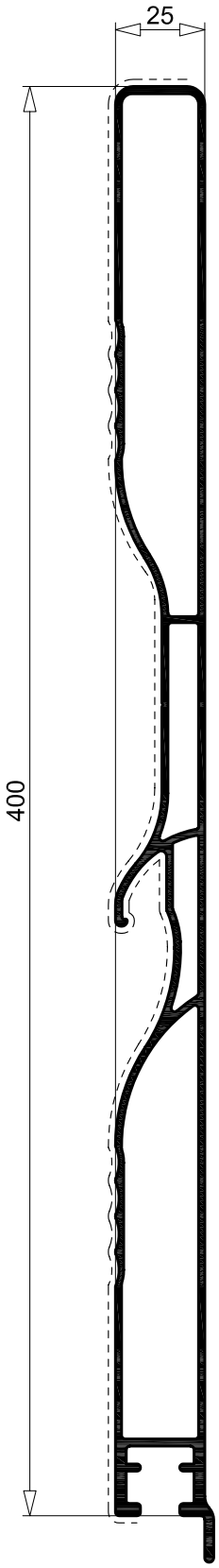

R 7184	4.010	Kg/m
sup. in vista	369	mm
per. esterno	978	mm

R 8842	3.964	Kg/m
sup. in vista	487	mm
per. esterno	965	mm

R 12415	4.433	Kg/m
sup. in vista	580	mm
per. esterno	995	mm

Disegni fuori scala

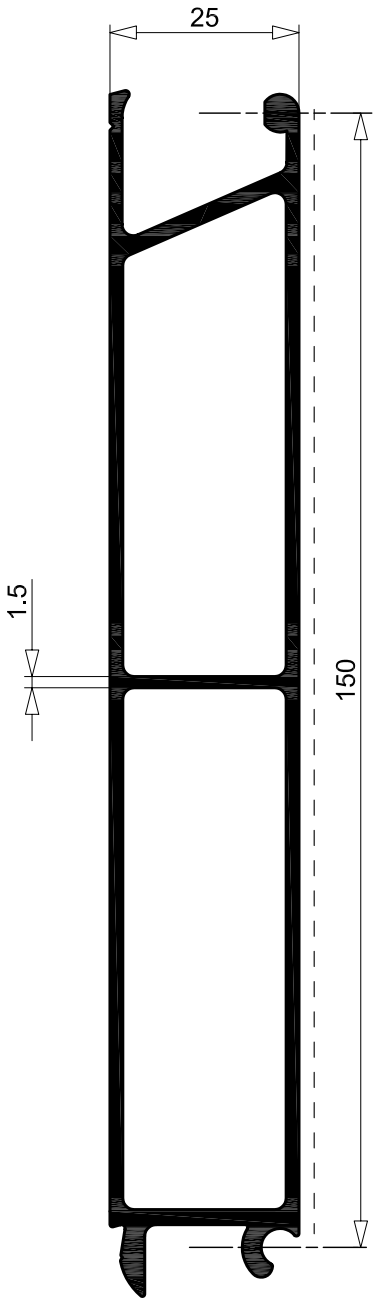

R 1225 1.100 Kg/m
sup. in vista 148 mm
per. esterno 420 mm

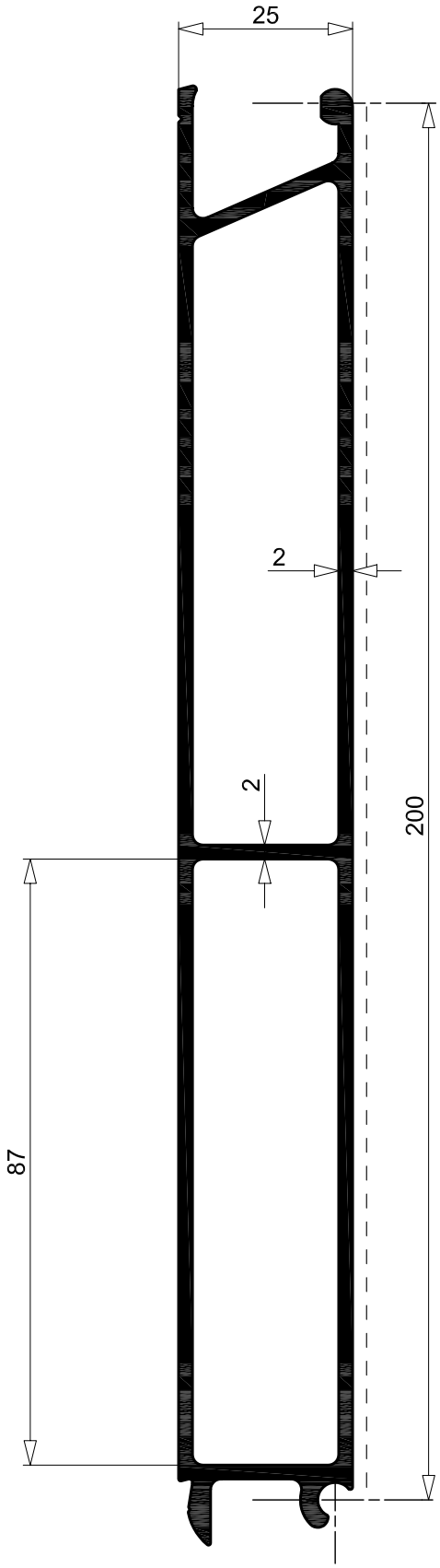

R 1632 2.500 Kg/m
sup. in vista 200 mm
per. esterno 524 mm

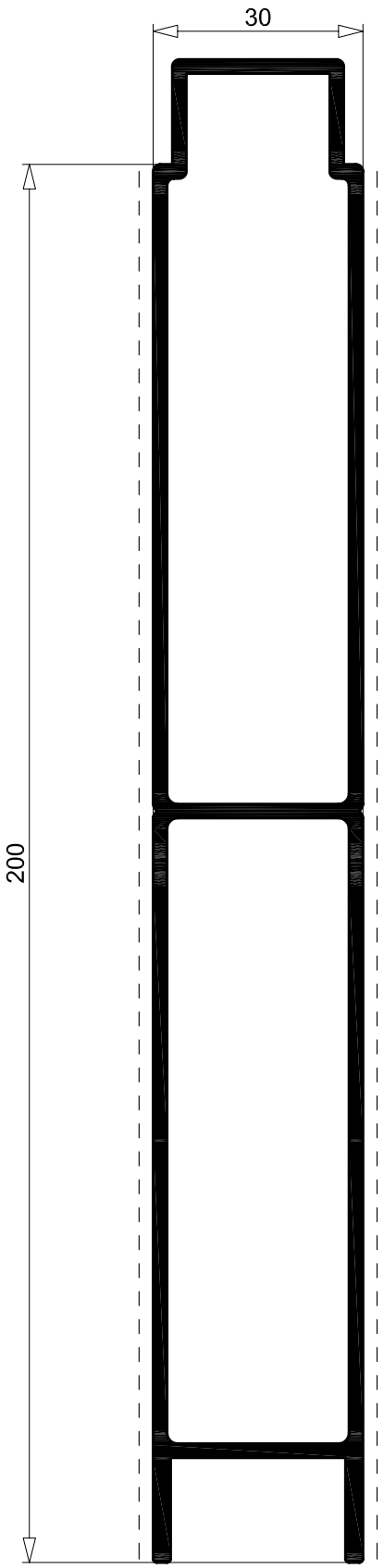

R 3349 2.789 Kg/m
sup. in vista 400 mm
per. esterno 520 mm

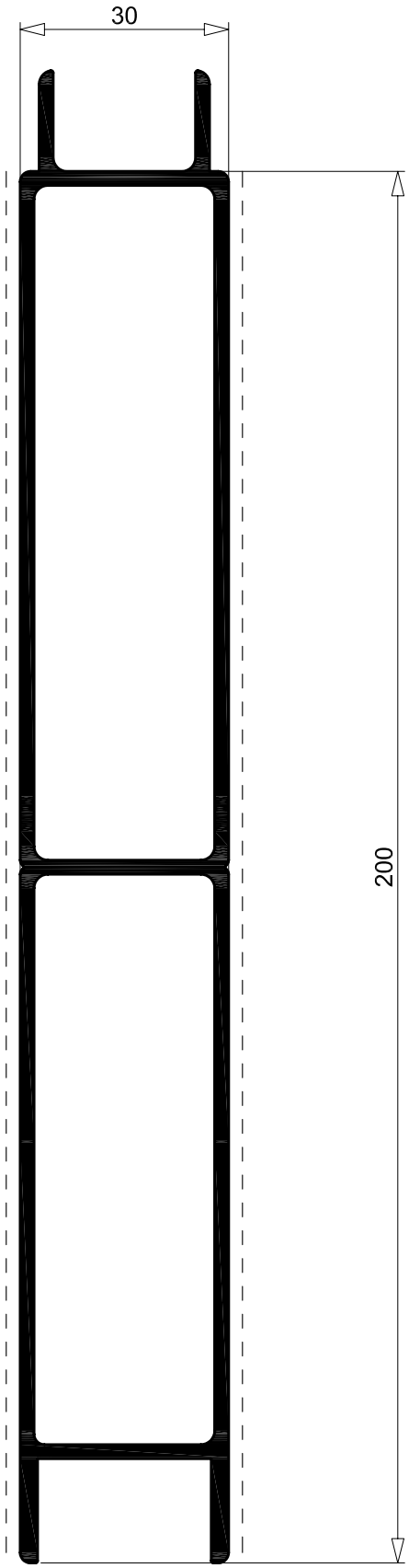

R 3407 2.754 Kg/m
sup. in vista 400 mm
per. esterno 550 mm



I 7479 3.308 Kg/m
sup. in vista 22 mm
per. esterno 336 mm

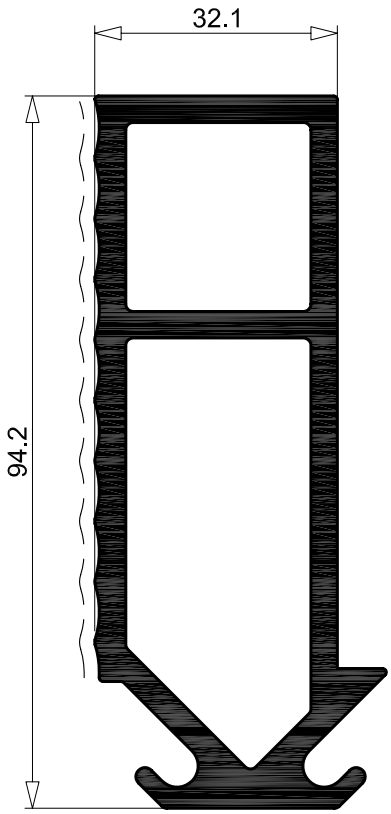

R 10630 2.700 Kg/m
sup. in vista 78 mm
per. esterno 285 mm

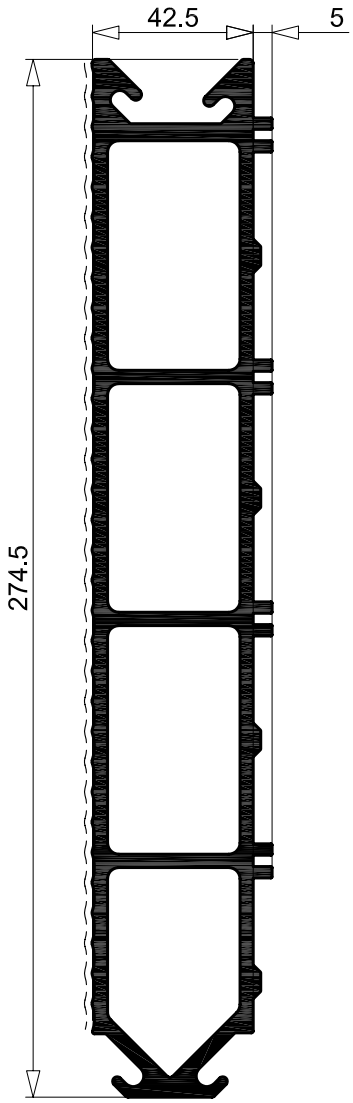

R 10631 8.065 Kg/m
sup. in vista 260 mm
per. esterno 795 mm

Disegno fuori scala

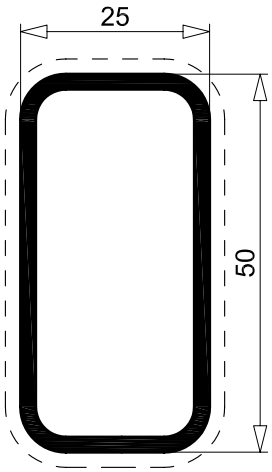

R 1304 0.700 Kg/m
sup. in vista 150 mm
per. esterno 150 mm

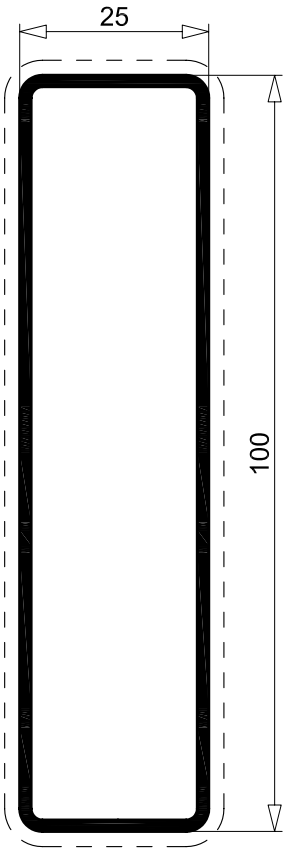

R 3219 0.985 Kg/m
sup. in vista 250 mm
per. esterno 250 mm

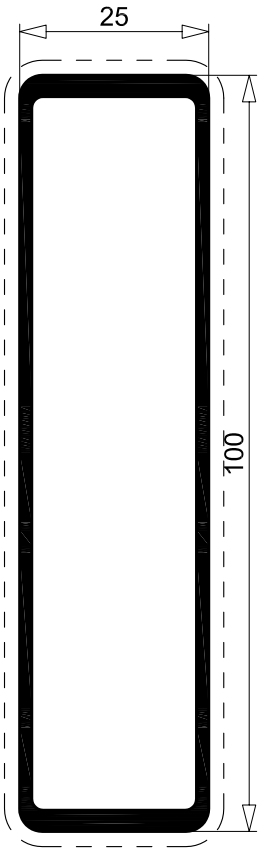

R 3660 1.196 Kg/m
sup. in vista 244 mm
per. esterno 244 mm

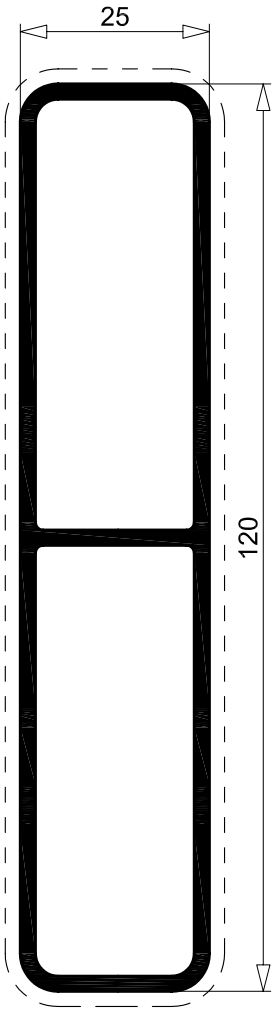

R 1266 1.603 Kg/m
sup. in vista 281 mm
per. esterno 281 mm

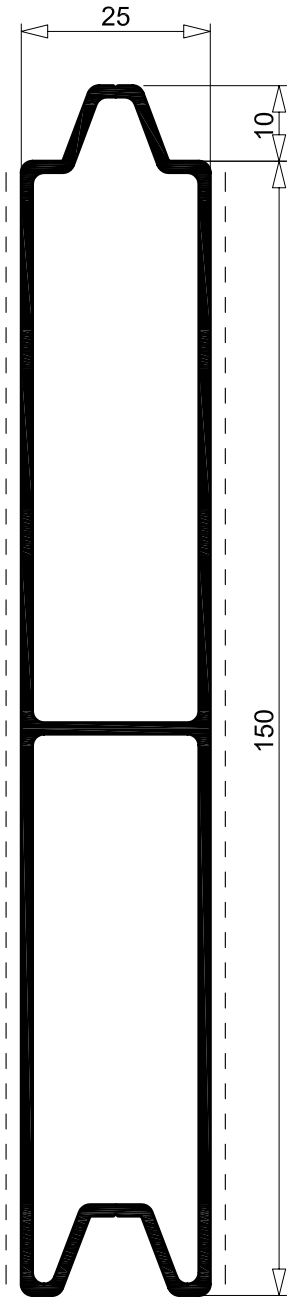

R 7071 1.598 Kg/m
sup. in vista 300 mm
per. esterno 375 mm

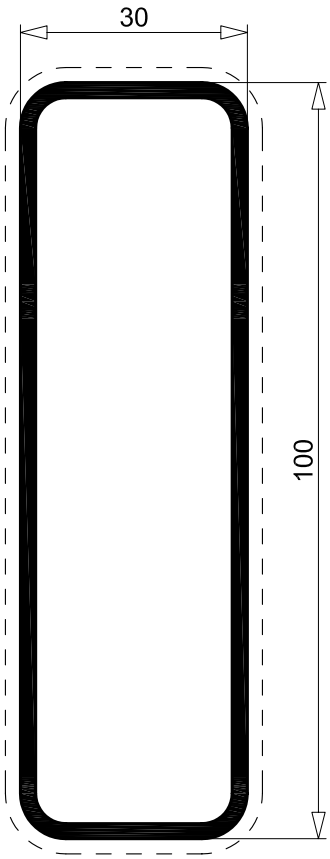

R 1198 1.300 Kg/m
sup. in vista 260 mm
per. esterno 260 mm

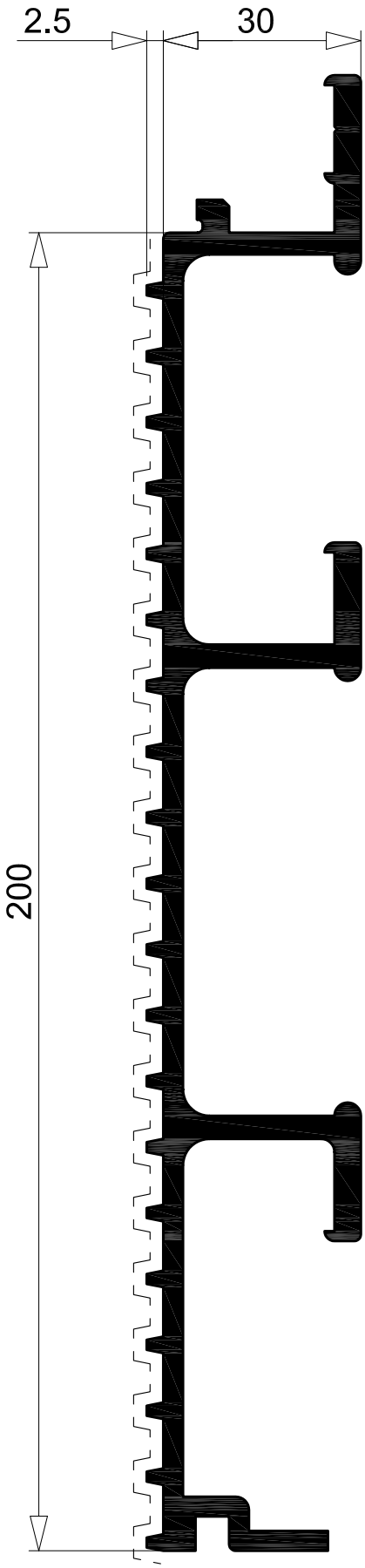

R I 3190 3.664 Kg/m
sup. in vista 200 mm
per. esterno 831 mm

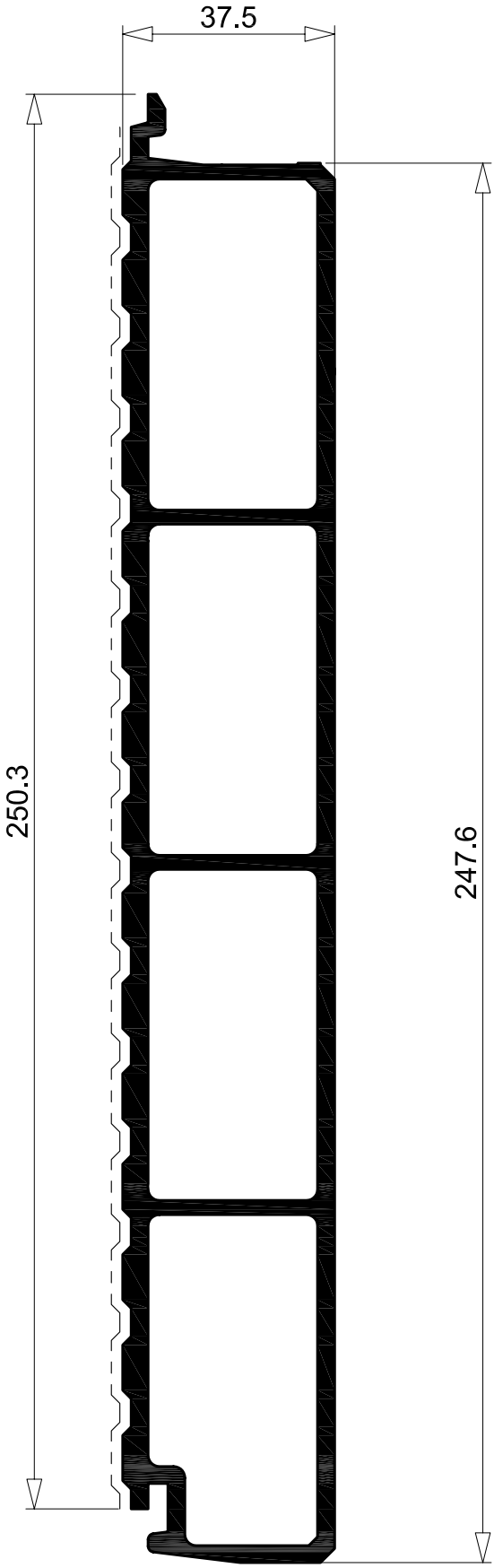

R 4319 5.854 Kg/m
sup. in vista 263 mm
per. esterno 623 mm

Disegno fuori scala

R 7297 2.190 Kg/m
sup. in vista 248 mm
per. esterno 317 mm

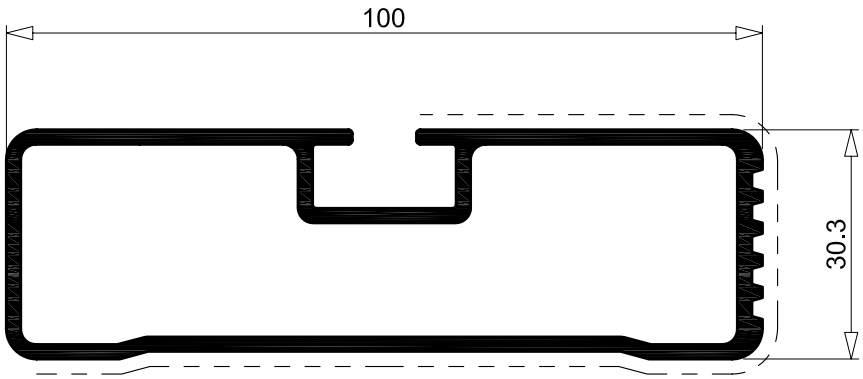

R 7282 1.485 Kg/m
sup. in vista 172 mm
per. esterno 305 mm

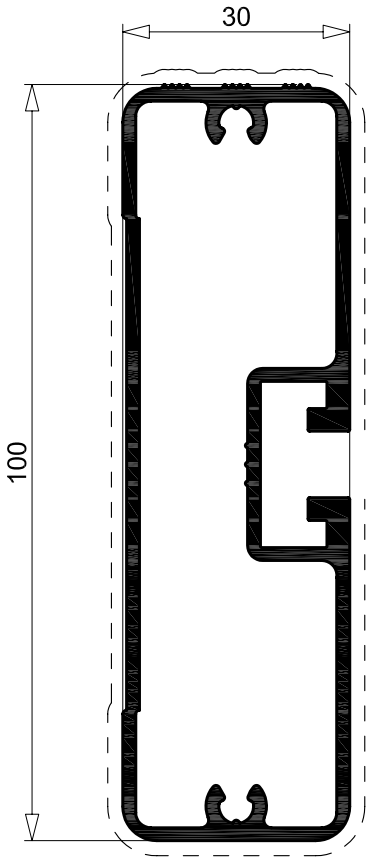

R 8843 1.509 Kg/m
sup. in vista 248 mm
per. esterno 317 mm

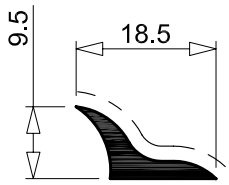

I 34 0.133 Kg/m
sup. in vista 23 mm
per. esterno 47 mm

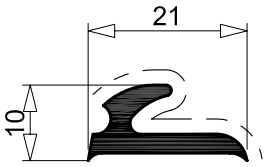

A 34 0.210 Kg/m
sup. in vista 36 mm
per. esterno 66 mm

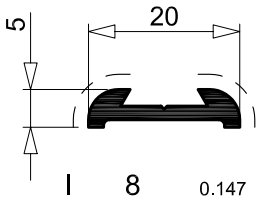

I 8 0.147 Kg/m
sup. in vista 18 mm
per. esterno 56 mm

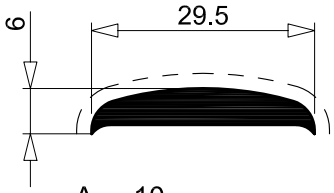

A 10 0.309 Kg/m
sup. in vista 35 mm
per. esterno 66 mm

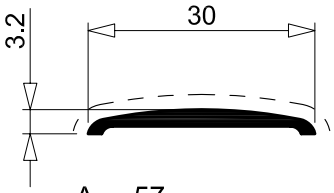

A 57 0.140 Kg/m
sup. in vista 32 mm
per. esterno 63 mm

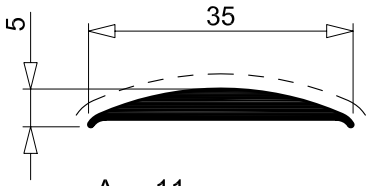

A 11 0.256 Kg/m
sup. in vista 37 mm
per. esterno 73 mm

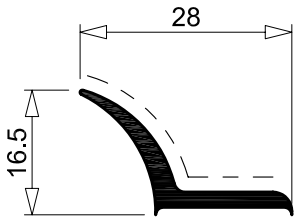

I 35 0.189 Kg/m
sup. in vista 32 mm
per. esterno 76 mm

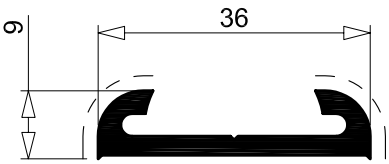

D 560 0.363 Kg/m
sup. in vista 28 mm
per. esterno 110 mm

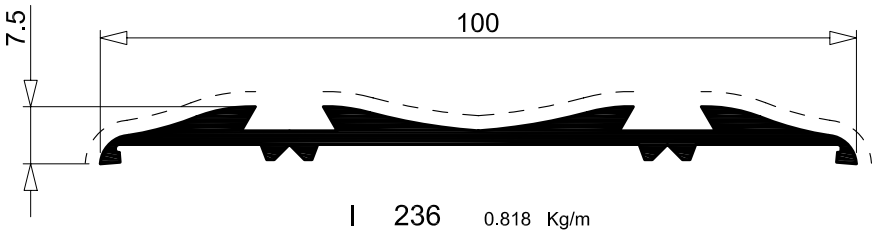

I 236 0.818 Kg/m
sup. in vista 88 mm
per. esterno 243 mm

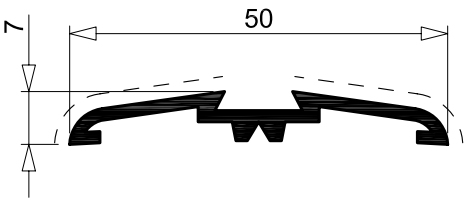

I 272 0.301 Kg/m
sup. in vista 46 mm
per. esterno 137 mm

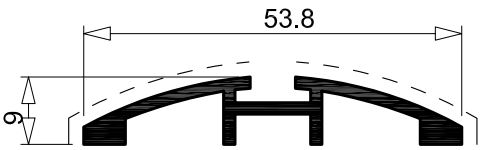

F 552 0.347 Kg/m
sup. in vista 50 mm
per. esterno 151 mm

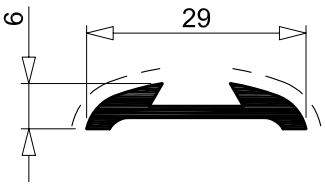

I 85 0.208 Kg/m
sup. in vista 24 mm
per. esterno 74 mm

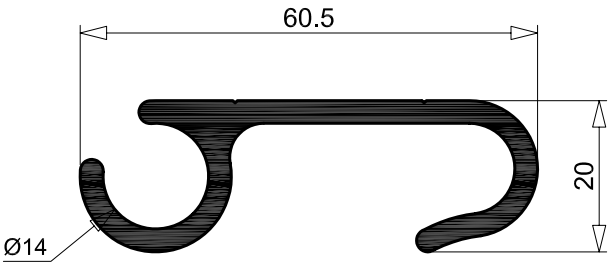

AB 0003 0.924 Kg/m
sup. in vista X mm
per. esterno 219 mm

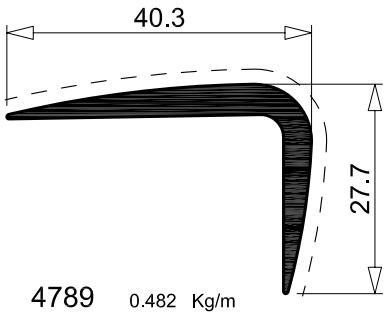

I 4789 0.482 Kg/m
sup. in vista 65 mm
per. esterno 125 mm

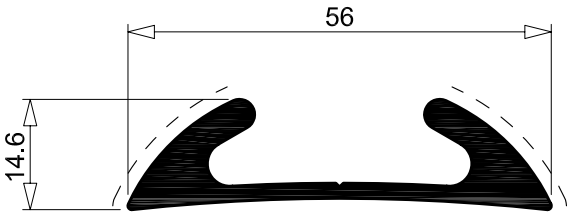

B 1109 0.755 Kg/m
sup. in vista 40 mm
per. esterno 163 mm

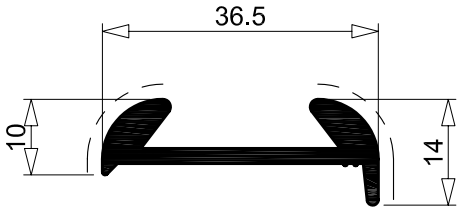

I 5567 0.482 Kg/m
sup. in vista 32 mm
per. esterno 117 mm

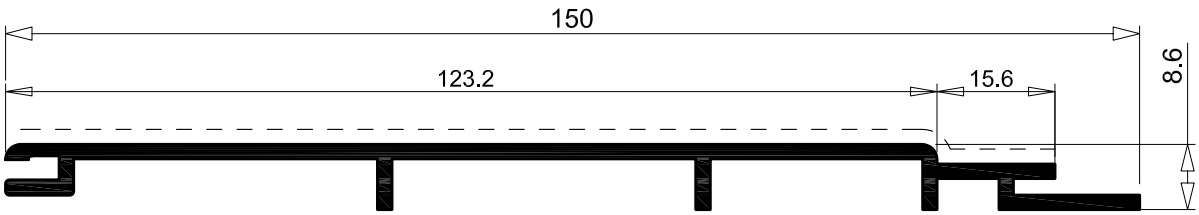

I 3496 0.976 Kg/m
sup. in vista 139 mm
per. esterno 385 mm

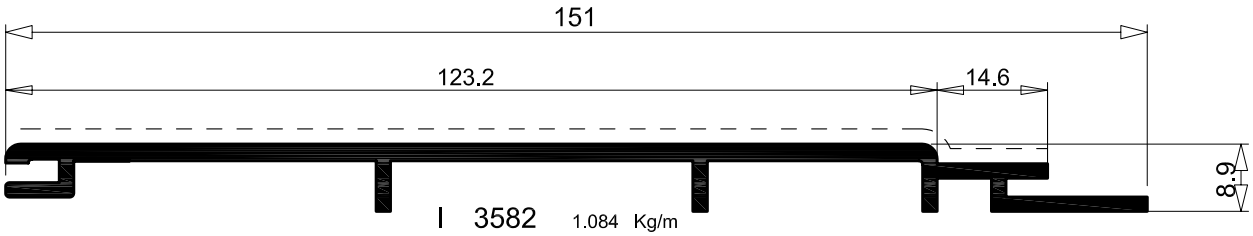

I 3582 1.084 Kg/m
sup. in vista 139 mm
per. esterno 403 mm

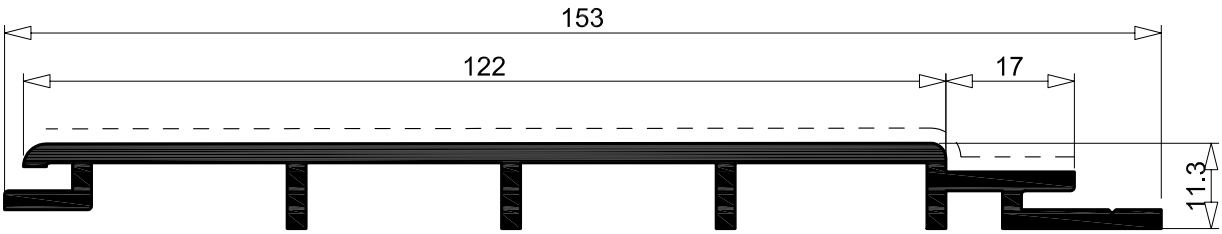

I 3428 1.446 Kg/m
sup. in vista 139 mm
per. esterno 428 mm

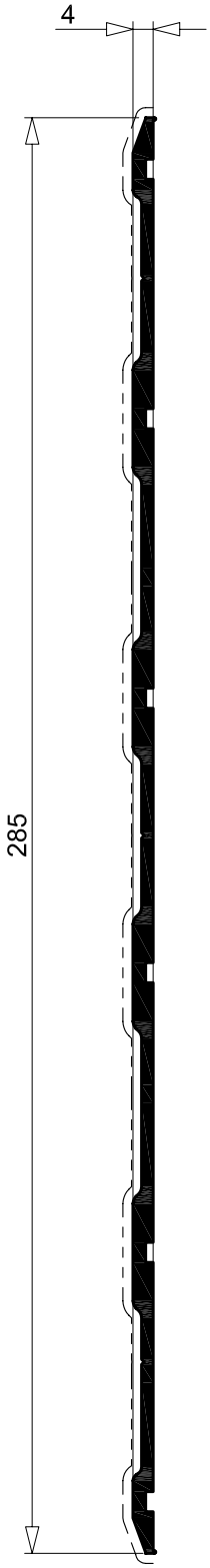

I 6794 2.184 Kg/m
sup. in vista 296 mm
per. esterno 600 mm

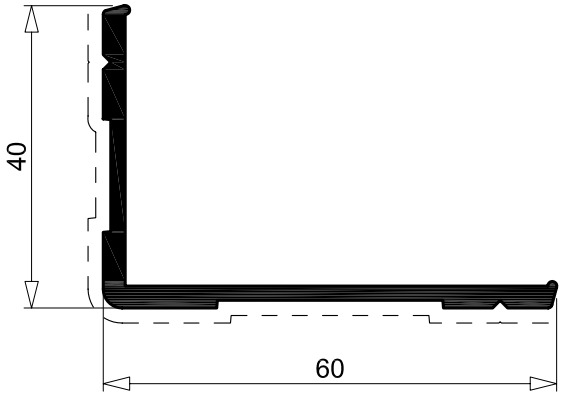

AI 0023 0.626 Kg/m
sup. in vista 102 mm
per. esterno 204 mm

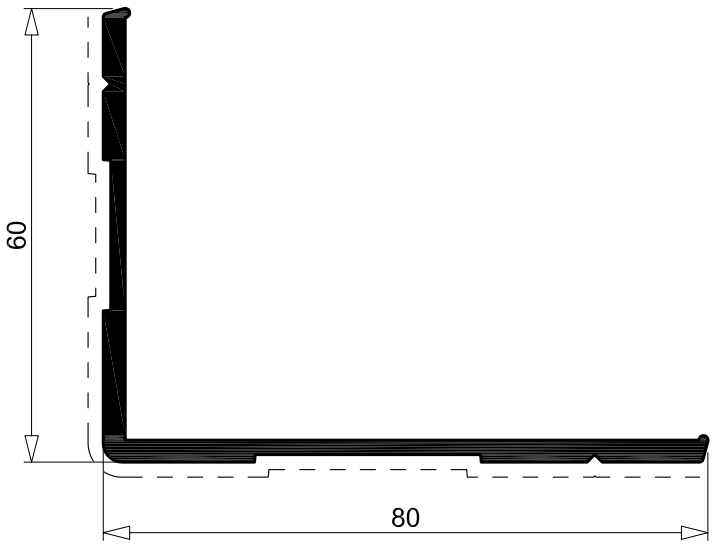

AI 0026 0.926 Kg/m
sup. in vista 142 mm
per. esterno 284 mm

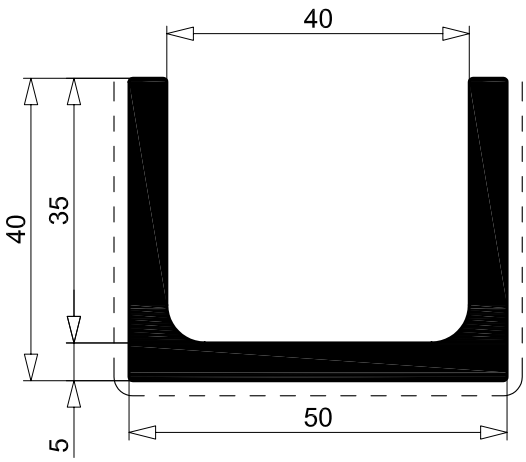

B 1142 1.647 Kg/m
sup. in vista 129 mm
per. esterno 244 mm

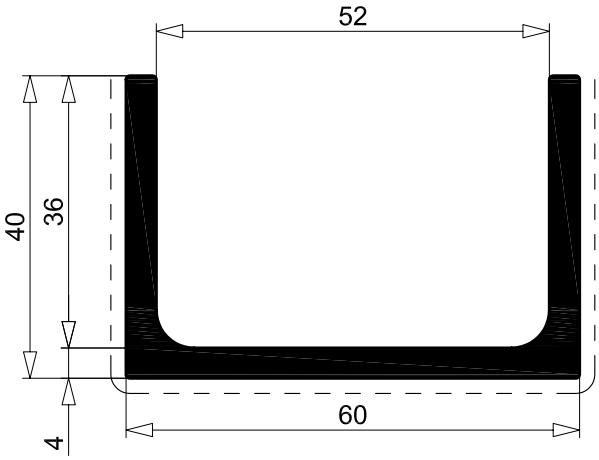

B 1001 1.452 Kg/m
sup. in vista 139 mm
per. esterno 266 mm

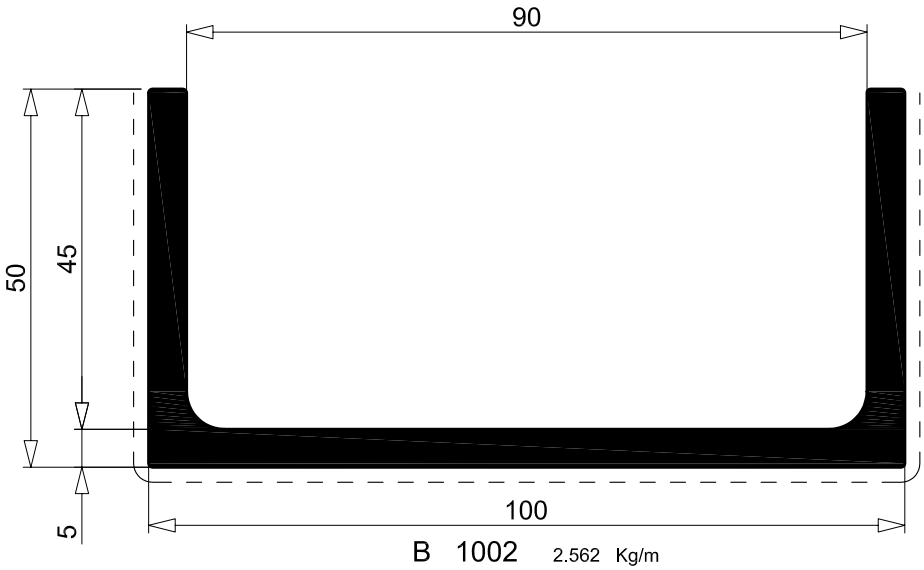

B 1002 2.562 Kg/m
sup. in vista 199 mm
per. esterno 384 mm

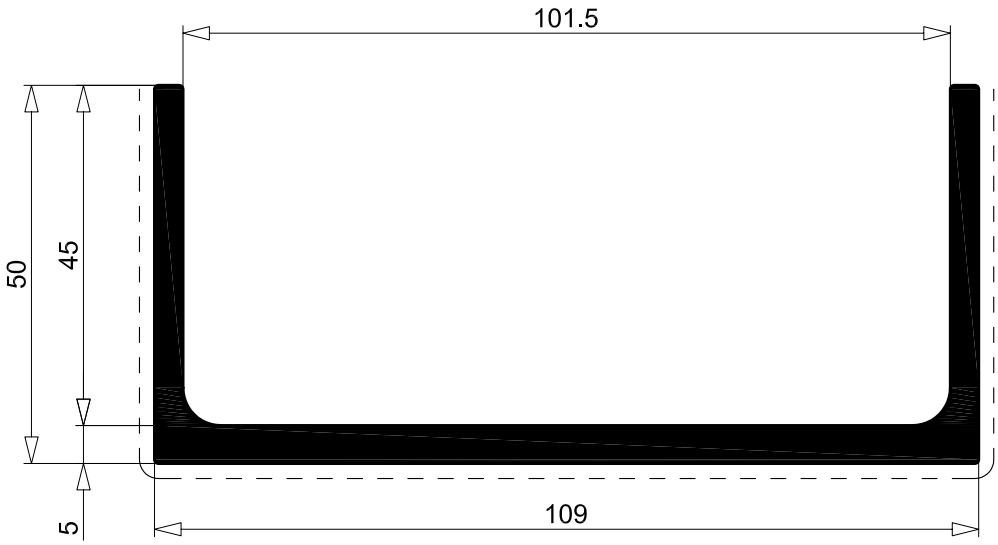

B 1143 2.411 Kg/m
sup. in vista 208 mm
per. esterno 402 mm

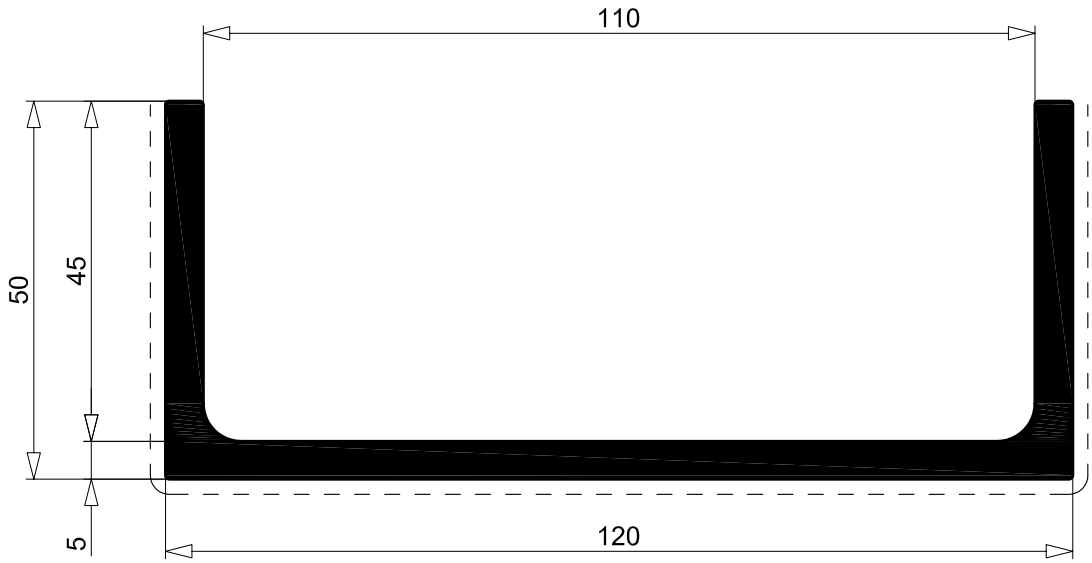

B 1078 2.862 Kg/m
sup. in vista 219 mm
per. esterno 424 mm

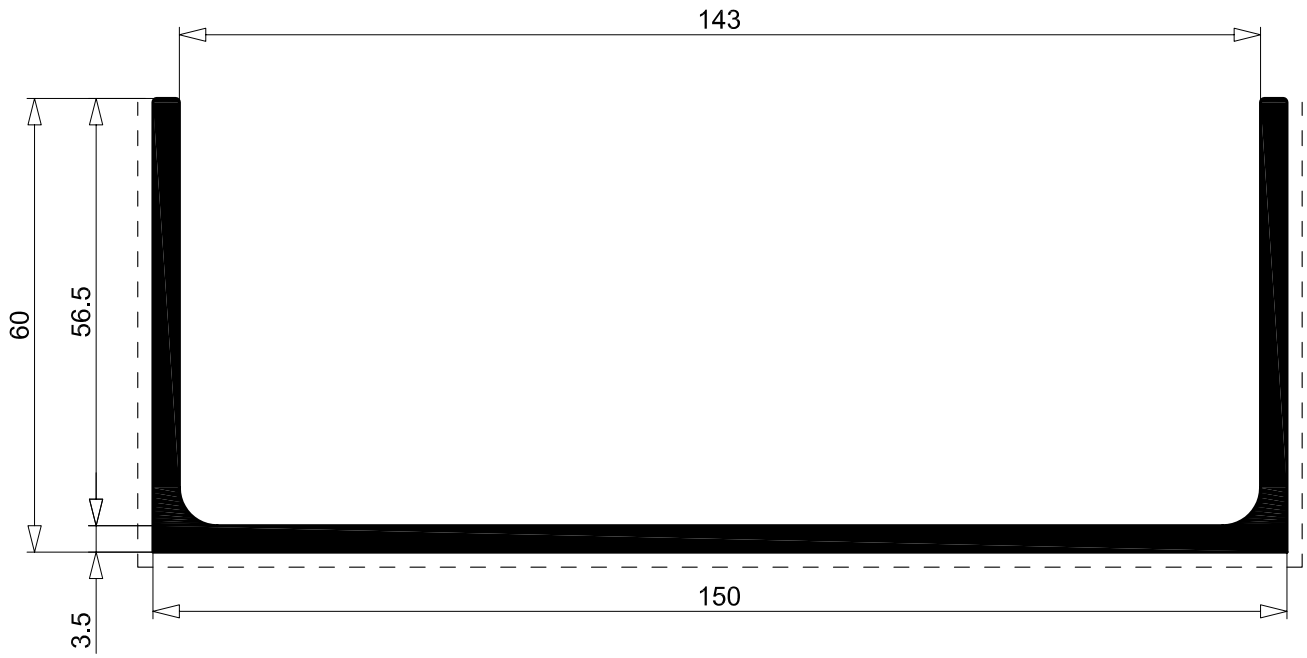

B 1003 2.514 Kg/m
sup. in vista 269 mm
per. esterno 528 mm

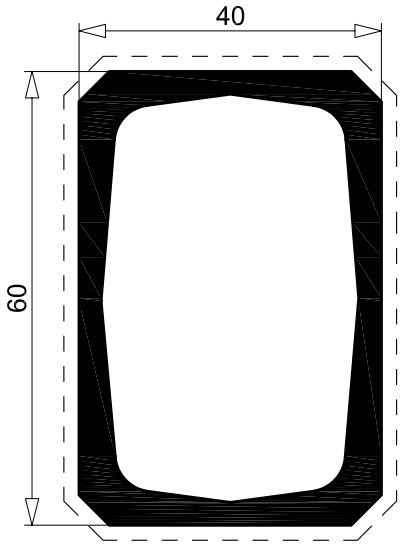

MR 975 1.949 Kg/m
sup. in vista 190 mm
per. esterno 190 mm



MR 793 2.219 Kg/m
sup. in vista 230 mm
per. esterno 230 mm

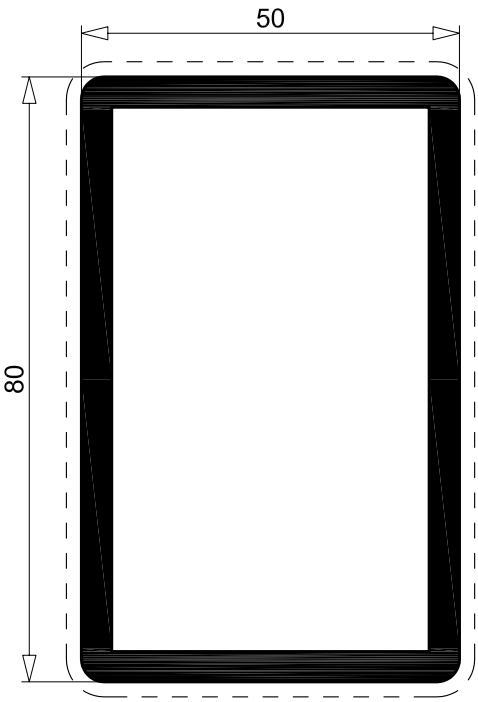

R 5816 2.614 Kg/m
sup. in vista 255 mm
per. esterno 255 mm

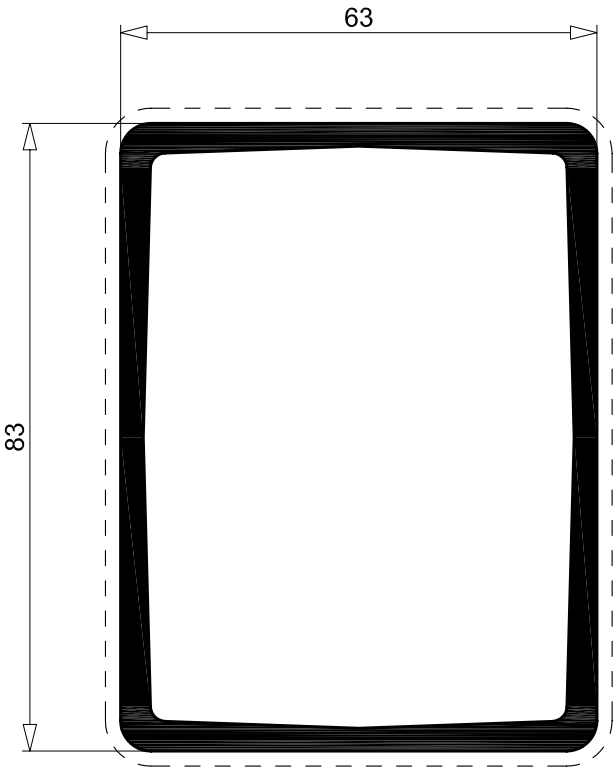

R 3993 2.598 Kg/m
sup. in vista 285 mm
per. esterno 285 mm



R 9081 10.870 Kg/m
sup. in vista X mm
per. esterno 545 mm

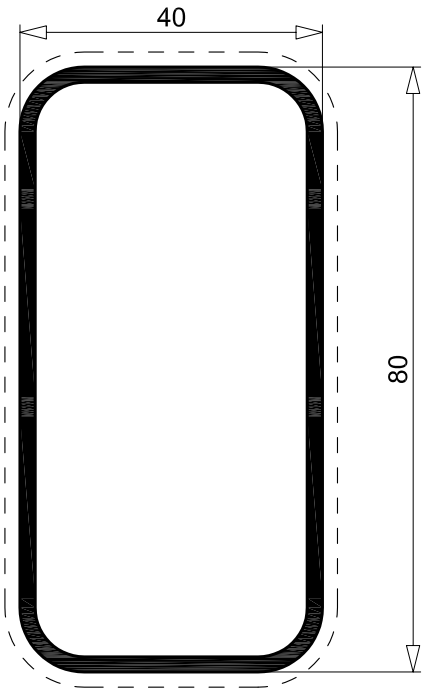

R 8255 1.183 Kg/m
sup. in vista 225 mm
per. esterno 225 mm

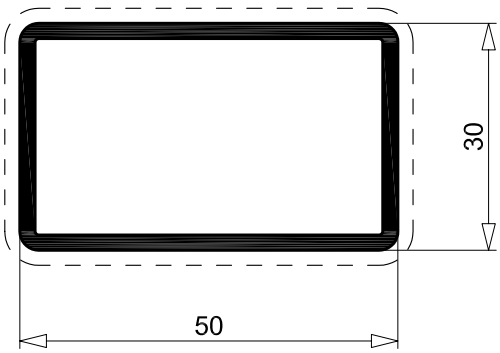

R 8256 0.807 Kg/m
sup. in vista 156 mm
per. esterno 156 mm

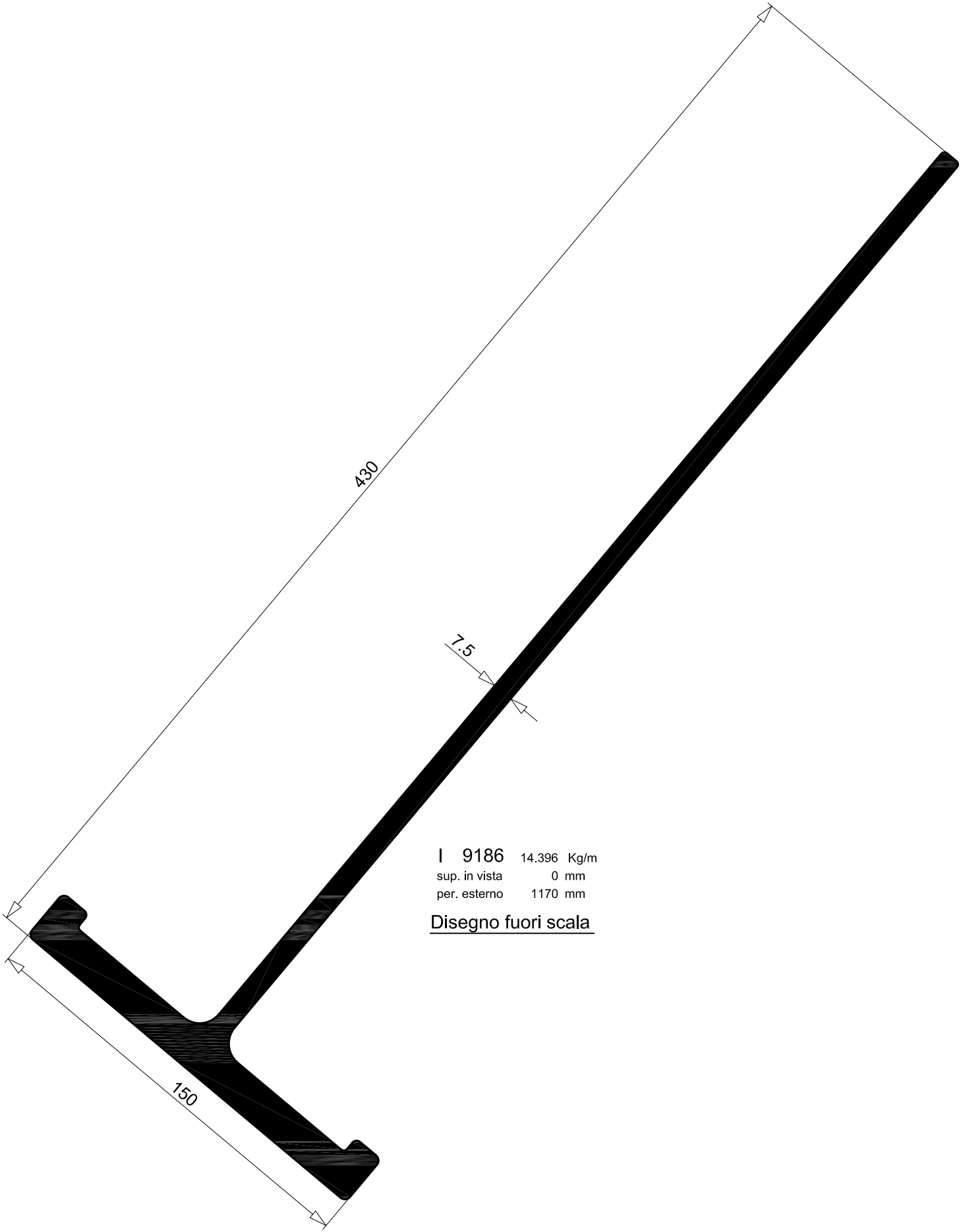

I 9186 14.396 Kg/m
sup. in vista 0 mm
per. esterno 1170 mm

Disegno fuori scala



TRASPORTI



METRA

il cuore dell'innovazione

METRA S.p.A
Via Stacca, 1
25050 Rodengo Saiano
Brescia - Italy

Tel. + 39 030 6819 1
Fax Italy + 39 030 6819 991
Fax export + 39 030 6819 938
metra@metraluminium.it